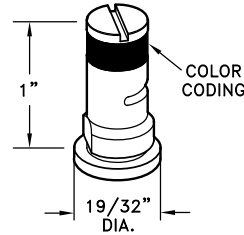
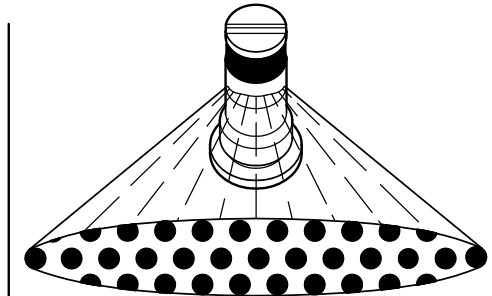
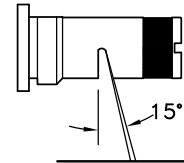


TURBO *FloodJet*

WIDE ANGLE FLAT SPRAY TIPS
WITH TAPERED EDGE PATTERN



PATENT
PENDING



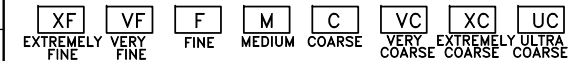
WIDE ANGLE FLAT SPRAY WITH
TAPERED EDGE PATTERN

TIP COLOR VisiFlo®	TIP No. (STRAINER MESH SIZE)	LIQUID PRESSURE IN PSI	CAPACITY 1 NOZZLE IN GPM	CAPACITY 1 NOZZLE IN oz./min.	GALLONS PER ACRE 30" SPACING				GALLONS PER ACRE 40" SPACING				DROP SIZE CLASS- FICATION
					5 MPH	6 MPH	7 MPH	8 MPH	5 MPH	6 MPH	7 MPH	8 MPH	
RED	TF-VS2 (50 MESH)	10	.20	26	7.9	6.7	5.6	4.9	5.9	5.0	4.2	3.7	UC
		20	.28	36	11.2	9.3	8.0	7.1	8.4	7.0	6.0	5.3	XC
		30	.35	45	13.7	11.4	9.7	8.5	10.3	8.6	7.3	6.4	XC
		40	.40	51	15.8	13.2	11.3	9.9	11.9	9.9	8.5	7.4	VC
BROWN	TF-VS2.5 (50 MESH)	10	.25	32	9.9	8.3	7.1	5.7	7.4	6.2	5.3	4.6	UC
		20	.35	45	14.0	11.7	10.0	8.8	10.5	8.8	7.5	6.6	UC
		30	.43	55	17.2	14.3	12.3	10.7	12.9	10.7	9.2	8.0	XC
		40	.50	64	19.8	16.5	14.1	12.4	14.9	12.4	10.6	9.3	XC
GRAY	TF-VS3 (50 MESH)	10	.30	38	11.9	9.9	8.5	7.4	8.9	7.4	6.4	5.6	UC
		20	.42	54	16.8	14.0	12.0	10.5	12.6	10.5	9.0	7.9	UC
		30	.52	67	21	17.2	14.7	12.9	15.4	12.9	11.0	9.7	XC
		40	.60	77	23.8	19.8	17.0	14.9	17.8	14.9	12.7	11.1	XC
WHITE	TF-VS4	10	.40	51	15.9	13.2	11.3	9.9	11.9	9.9	8.5	7.4	UC
		20	.57	73	22	18.7	16.0	14.0	16.8	14.0	12.0	10.5	UC
		30	.69	88	28	23	19.6	17.2	21	17.2	14.7	12.9	XC
		40	.80	102	32	26	23	19.8	24	19.8	17.0	14.9	XC
L. BLUE	TF-VS5	10	.50	64	19.9	16.5	14.1	12.4	14.9	12.4	10.6	9.3	UC
		20	.71	91	28	23	20	17.5	21	17.5	15.0	13.1	UC
		30	.87	111	35	28	25	22	26	21	18.4	16.1	UC
		40	1.0	128	40	33	28	25	30	25	21	19	XC
L. GREEN	TF-VS7.5	10	.75	96	29	25	21	18.5	22	18.6	15.9	13.9	UC
		20	1.1	141	43	35	31	26	32	26	23	19.7	UC
		30	1.3	166	52	43	37	32	39	32	28	24	UC
		40	1.5	192	59	50	42	37	45	37	32	28	XC
BLACK	TF-VS10	10	1.0	128	40	33	28	25	30	25	21	18.6	UC
		20	1.4	179	56	47	40	35	42	35	30	26	UC
		30	1.7	218	68	57	49	43	51	43	37	32	UC
		40	2.0	256	80	66	57	50	59	50	42	37	XC

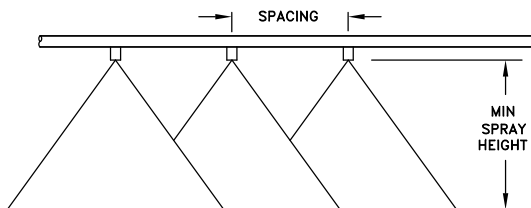
FEATURES:

- EXCELLENT SPRAY DISTRIBUTION QUALITY.
- NOZZLE DESIGN INCORPORATES A PRE-ORIFICE TO PROVIDE LARGER DROPLETS FOR LESS DRIFT.
- WIDE SPRAY AT LOW PRESSURE.
- LARGE ORIFICE REDUCES CLOGGING.
- VisiFlo® COLOR-CODING FOR EASY SIZE IDENTIFICATION.
- MATERIAL: STAINLESS STEEL.
- CAN BE USED WITH No. CP25599--NY QUICK TEEJET® CAP FOR AUTOMATIC ALIGNMENT.

DROPLET SIZE CATEGORIES



Droplet size classifications are based on ASABE Standard S-572.1 at the date of printing. Classifications are subject to change.



Suggested Minimum Spray Height	
Nozzle Spacing	Spray Height
20"	14" - 16"
30"	15" - 17"
40"	18" - 20"

* ADJUST SPRAY HEIGHT IN THE FIELD TO OVERLAP A MINIMUM OF 30% OF EACH EDGE OF PATTERN.

DESCRIPTION:
GALLONS PER ACRE TABULATION
FOR TURBO FLOODJET
SPRAY TIPS



Spraying Systems Co.®

Spray Nozzles and Accessories
P.O. Box 7900 - Wheaton, IL 60187-7901

Rev. No. 1

Ref. 4/13/2010

Data Sheet No.

36394

SHEET OF