

A

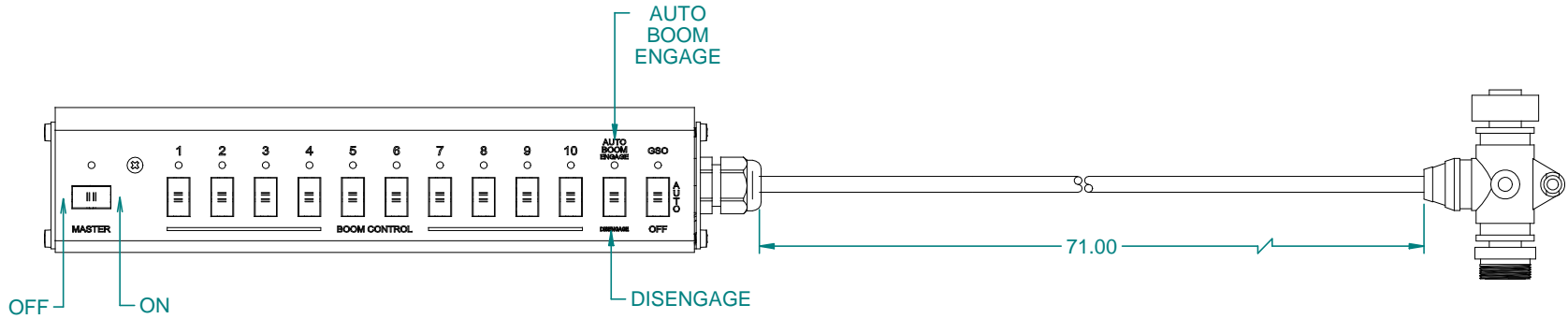
B

C

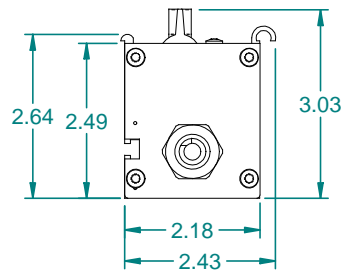
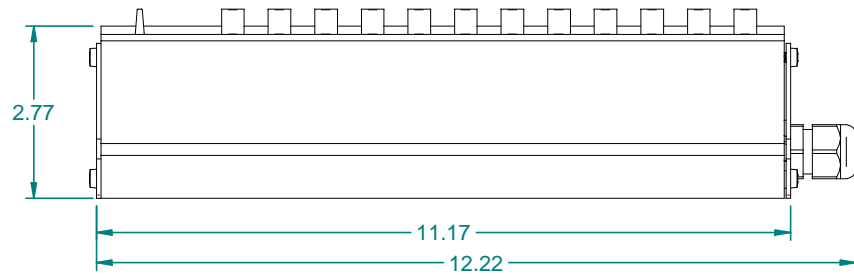
D

1

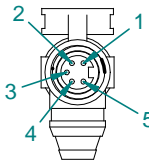
2



3



CAN 'T'
Male Side (Pins)
Face View



CAN 'T'
5 Pos

Position	Color	Function
1	White	CAN Shield
2	Red	CAN (+V) Out
3	Green	CAN Ground
4	Orange	CAN High
5	Black	CAN Low

4

MATERIAL: n/a		
FINISH: n/a		
PROJECTION:		SCALE: UNITS: X METRIC: 1:2
UNLESS OTHERWISE SPECIFIED TOLERANCE:		DRAWN BY: Bryan Reiser
R1 2/28/05 UpDated	0-1" +/- .1" 10-60" +/- .1" .XX	CHECKED BY: <i>Mina Trudnowski</i>
R0 1/13/05 10431	1-5" +/- .25" 60-120" +/- .2" .XX	APPROVED BY: <i>Bryan Reiser</i>
REV. DATE DOC. No	5-10" +/- .5" 120" +/- .3" .XX	SHEET No: 1 of 1 DWG No: C-78-30001
Midwest Technologies IL, LLC. Claims proprietary right in the material disclosed herein. This document is not to be used in any way detrimental to the interest of Midwest Technologies IL, LLC.		