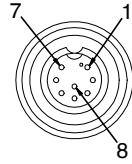


A

Boom Control Cable
Conxall 8 pos. w/Pins

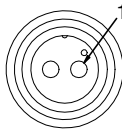
| Pos. | Color | Function |
|------|--------|----------------|
| 1 | Black | Ground |
| 2 | Red | (+12v) Fil Sw. |
| 3 | Green | In Select |
| 4 | n/a | |
| 5 | Orange | Shift In |
| 6 | n/a | |
| 7 | Yellow | Clock |
| 8 | n/a | n/a |



B

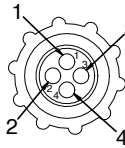
Console Power Cable
Conxall 2 pos. w/Skts

| Pos. | Color | Function |
|------|-------|----------|
| 1 | Black | Ground |
| 2 | Red | (+12v) |



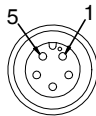
Speed Sensor Cable
Amp 4 pos. w/Pins

| Pos. | Color | Function |
|------|-------|----------|
| 1 | Black | Ground |
| 2 | White | Signal |
| 3 | n/a | |
| 4 | n/a | |

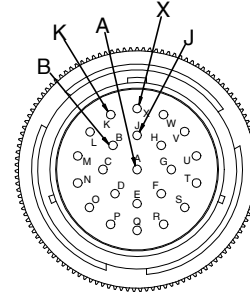


Flow Control Cable
Conxall 5 pos. w/Skts

| Pos. | Color | Function |
|------|-------|----------------|
| 1 | Black | Open |
| 2 | Red | (+12v) Fil Sw. |
| 3 | Green | Ground |
| 4 | White | Close |
| 5 | Brown | Tach Sig. |

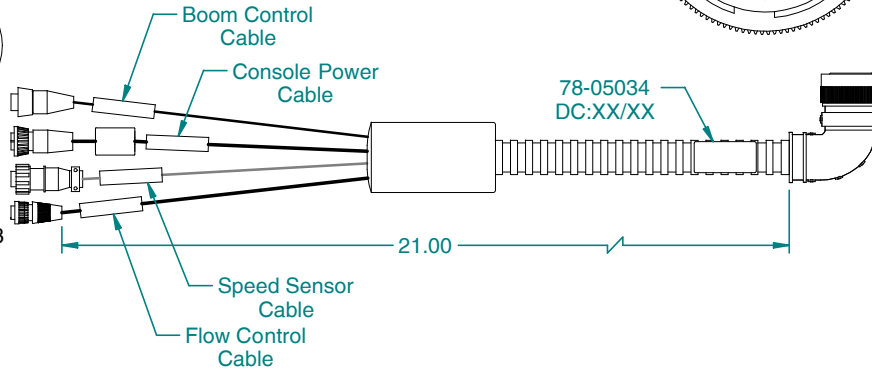


C



Deutsch
23 Pos.

| Pos. | Color | Function |
|------|--------|----------------|
| A | Red | Power (+12v) |
| B | Black | Power Ground |
| C | n/a | |
| D | n/a | |
| E | Brown | Boom 1 |
| F | Red | Boom 2 |
| G | Orange | Boom 3 |
| H | Yellow | Boom 4 |
| J | Green | Boom 5 |
| K | Blue | Boom 6 |
| L | Purple | Boom 7 |
| M | Black | Boom 8 |
| N | White | Boom 9 |
| O | n/a | |
| P | White | Close |
| Q | Black | Open |
| R | n/a | |
| S | Red | (+12v) Fil Sw. |
| T | Green | Flow Ground |
| U | Brown | Tach Sig. |
| V | n/a | |
| W | White | Speed Sig. |
| Z | Black | Speed Ground |



Note: 1.0 All dimensions are displayed in "Inches", Unless otherwise specified.

| | | | | | |
|--|----------|---|---------------|---|--------|
| MATERIAL: | | N/A | | | |
| FINISH: | | N/A | | | |
| PROJECTION: | | | | TITLE: Interface Controller, for BFC Cab DRAWN BY: <i>Byron Reiser</i> CHECKED BY: <i>Andy Anderson</i> APPROVED BY: <i>Scott Leuter</i> | |
| UNLESS OTHERWISE SPECIFIED TOLERANCE: | | SCALE: UNITS: <u>1:4</u> INCH: <u>X</u> METRIC: <u> </u> | | SHEET No: <u>1 of 1</u> DWG No: <u>C-78-05034</u> | |
| RO | 10/31/03 | 00353-2 | 0-1" +/- .1" | 10-60" +/- 1" | XX, XX |
| REV. | DATE | NOC No | 1-5" +/- .25" | 60-120" +/- 2" | XXX |
| | | | 5-10" +/- .5" | 120" +/- 3" | Z |
| Midwest Technologies IL, LLC. Claims proprietary right in the material disclosed herein. This document is not to be used in any way detrimental to the interest of Midwest Technologies IL, LLC. | | | | | |