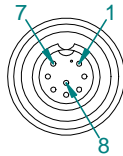


A

Conxall Conector
8 Pos. w/Pins

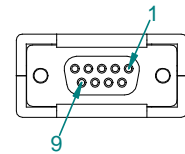
Pos.	Color	Function
1	Black	Signal Ground
2	n/a	
3	Green	Transmit Data
4	Blue	Signal Ground
5	n/a	
6	White	Receive Data
7	Yellow	Receive Data
8	Brown	Transmit Data



B

C

D



DB-9 w/Sockets

Pos.	Color	Function
1	n/a	
2	Yellow	Receive Data
3	Brown	Transmit Data
4	n/a	
5	Black	Signal Ground
6	n/a	
7	n/a	
8	n/a	
9	n/a	

Pos.	Color	Function
1	n/a	
2	White	Receive Data
3	Green	Transmit Data
4	n/a	
5	Blue	Signal Ground
6	n/a	
7	n/a	
8	n/a	
9	n/a	

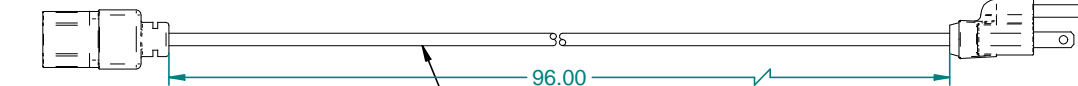
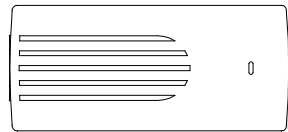
48.00

1

2

3

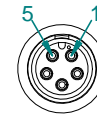
4



Power Cable for
Power Supply

48.00

96.00



Conxall Connector
5 Pos w/Sockets

Pos.	Color	Function
1	Black	Ground
2	White	(+12v)
3	n/a	
4	White	(+12v)
5	n/a	

Note: 1.0 All dimensions are displayed in "Inches" Unless otherwise specified.

MATERIAL: n/a					
FINISH: n/a			TITLE: Adapter,CenterLine Programming		
PROJECTION:		SCALE: UNITS: X METRIC: 1:2		DRAWN BY: Bryan Reiser	
UNLESS OTHERWISE SPECIFIED TOLERANCE:			CHECKED BY: Amy Neuberger		
R0 12/1/03 10315			SHEET No: 1 of 1		DWG No: C-76-00273
REV.	DATE	DOC. No	APPROVED BY:		
Midwest Technologies IL, LLC. Claims proprietary right in the material disclosed herein. This document is not to be used in any way detrimental to the interest of Midwest Technologies IL, LLC.					