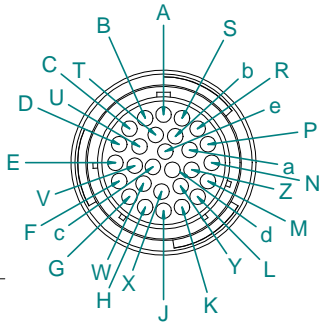


A

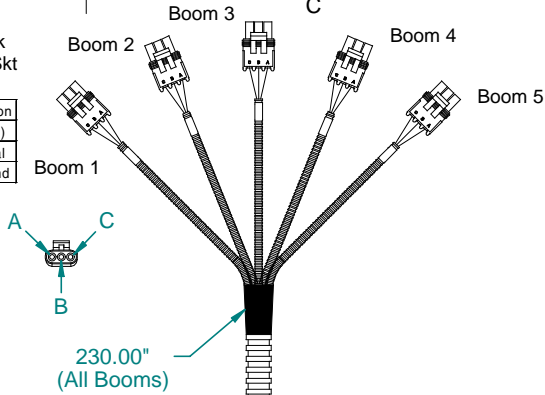


1

B

Weather Pack  
3 pos. Tower/Skt  
(All Booms)

Pos	Color	Function
A	Red	(+12v)
B	White	Signal
C	Black	Ground



D

Deutsch 3 Pos DT Plug,  
Lock/Sockets

Deutsch 3 pos.  
DT Receptacle/Lock/Pins

Pos	Color	Function
A	Red	(+V)
B	White	Flow Signal
C	Black	Ground

Pos	Color	Function
A	Red	(+V)
B	White	Speed Signal
C	Black	Ground

GDM Pressure Sensor

Pos.	Color	Function
1	Blue	(+V)
2	White	Pressure Signal
3	n/a	
Gnd	n/a	

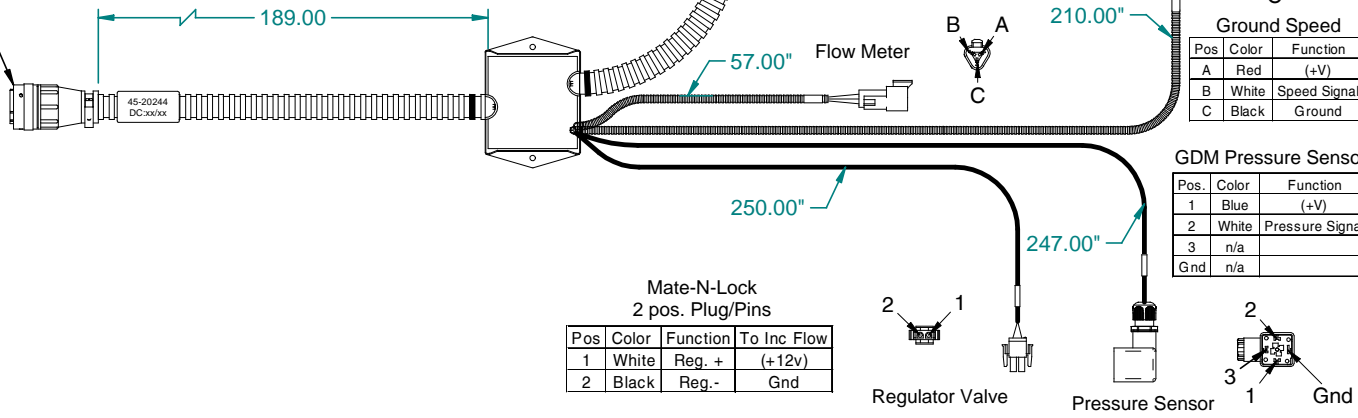
Framatome 28 Pos. Plug

Pos.	Color	Function
A	n/a	
B	Blk/Wht	Boom 1
C	White	Boom 2
D	Green	Boom 3
E	Orange	Boom 4
F	Blue	Boom 5
G	n/a	
H	n/a	
J	n/a	
K	n/a	
L	n/a	
M	n/a	
N	n/a	
P	n/a	
R	Blu/Blk	Flow Signal
S	Org/Blk	Pressure Signal
T	Grn/Blk	Speed Signal
U	n/a	
V	Red/Blk	(+V) Out
W	n/a	
X	n/a	
Y	n/a	
Z	n/a	
a	White	Reg. Valve (+)
b	Black	Reg. Valve (-)
c	Red	Switched Input (+12v)
d	Black	Ground
e	n/a	

2

3

4



Mate-N-Lock  
2 pos. Plug/Pins

Pos	Color	Function	To Inc Flow
1	White	Reg. +	(+12v)
2	Black	Reg. -	Gnd

MATERIAL: N/A		Midwest Technologies Illinois	
FINISH: N/A		TITLE: Cable, Junction Box w/3 Pos. WP	
PROJECTION:	SCALE: UNITS: X METRIC: X	DRAWN BY: Bryan Retzer	
UNLESS OTHERWISE SPECIFIED TOLERANCE:		CHECKED BY: Steve Lindner	
0-1" +/- .1"	10-60" +/- .1"	APPROVED BY: Steve Lindner	
1-5" +/- .25"	60-120" +/- .2"	SHEET No: 1 of 1	
5-10" +/- .5"	120" +/- .3"	DWG No: C-45-20244	
Midwest Technologies IL, LLC. Claims proprietary right in the material disclosed hereon. This document is not to be used in any way detrimental to the interest of Midwest Technologies IL, LLC.			