

A

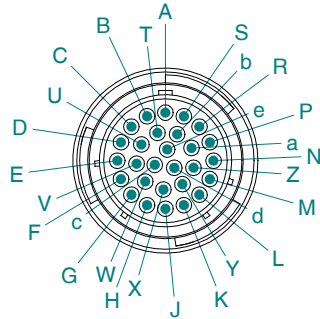
B

C

D

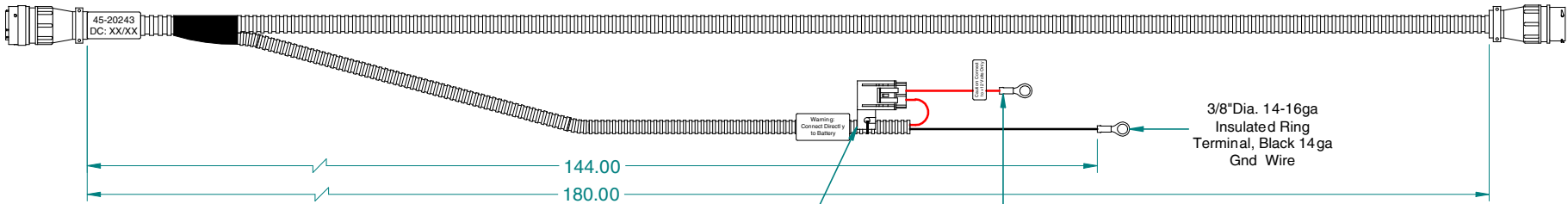
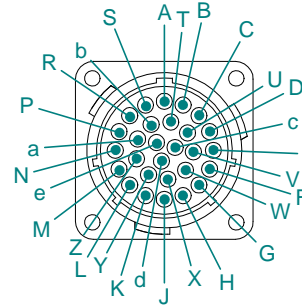
Framatone 28pos. Plug

Pos.	Color	Function	Pos.	Color	Function
A	White	(12v) Boom Master On	R	Grn/Blk	Flow Meter Signal
B	Green	(+12v) Boom 1 On	S	Org/Blk	Pressure Signal
C	Orange	(+12v) Boom 2 On	T	Blu/Blk	Speed Signal
D	Blue	(+12v) Boom 3 On	U	n/a	
E	Wht/Blk	(+12v) Boom 4 On	V	Red/Wht	(+12v) Flow, Pressure Speed
F	Red/Blk	(+12v) Boom 5 On	W	n/a	
G	n/a		X	n/a	
H	n/a		Y	n/a	
J	n/a		Z	n/a	
K	n/a		a	Grn/Wht	Reg. Valve (+)
L	n/a		b	Blk/Wht	Reg. Valve (-)
M	n/a		c	Blu/Wht	12v Boom Master In
N	Blk/Red	Fill Flowmeter Signal	d	Black	Console Ground
P	Wht/Red	Fill Viv.Dual Boom Signal	e	Red	(+12v) In



Framatone 28pos. Receptacle

Pos.	Color	Function	Pos.	Color	Function
A	White	(12v) Boom Master On	R	Grn/Blk	Flow Meter Signal
B	Green	(+12v) Boom 1 On	S	Org/Blk	Pressure Signal
C	Orange	(+12v) Boom 2 On	T	Blu/Blk	Speed Signal
D	Blue	(+12v) Boom 3 On	U	n/a	
E	Wht/Blk	(+12v) Boom 4 On	V	Red/Wht	(+12v) Flow, Pressure Speed
F	Red/Blk	(+12v) Boom 5 On	W	n/a	
G	n/a		X	n/a	
H	n/a		Y	n/a	
J	n/a		Z	n/a	
K	n/a		a	Grn/Wht	Reg. Valve (+)
L	n/a		b	Blk/Wht	Reg. Valve (-)
M	n/a		c	Blu/Wht	12v Boom Master In
N	Blk/Red	Fill Flowmeter Signal	d	Black	Gnd Flow, Speed Boom Valves
P	Wht/Red	Fill Viv.Dual Boom Signal	e	Red	(+12v) Boom Valve



Blade-Type Fuse Holder, Cap, 14ga Terminals, & 15A Fuse

Pos	Color	Function
1	Red	(+12v)
2	Red	(+12v)

3/8\"/>

3/8\"/>

Note: 1.0 All dimensions are displayed in "Inches", Unless otherwise specified.

MATERIAL:	n/a	
FINISH:	n/a	
TITLE:	Harness, Cab, w/Pwr Only Spraylink	
PROJECTION:	SCALE: UNITS: INCH METRIC: X	DRAWN BY: Bryan Reiser
UNLESS OTHERWISE SPECIFIED TOLERANCE:	1:4	CHECKED BY: Amy Neuber
REV. DATE	NO. NO.	APPROVED BY: Bryan Reiser
R0 6/2/04 01040-1	0-1" +/- .1" 10-60" +/- .1" 3X	SHEET No: DWG No:
REV. DATE	NO. NO.	1 of 2 C-45-20243
Midwest Technologies IL, LLC. Claims proprietary right in the material disclosed herein. This document is not to be used in any way detrimental to the interest of Midwest Technologies IL, LLC.		

A

B

C

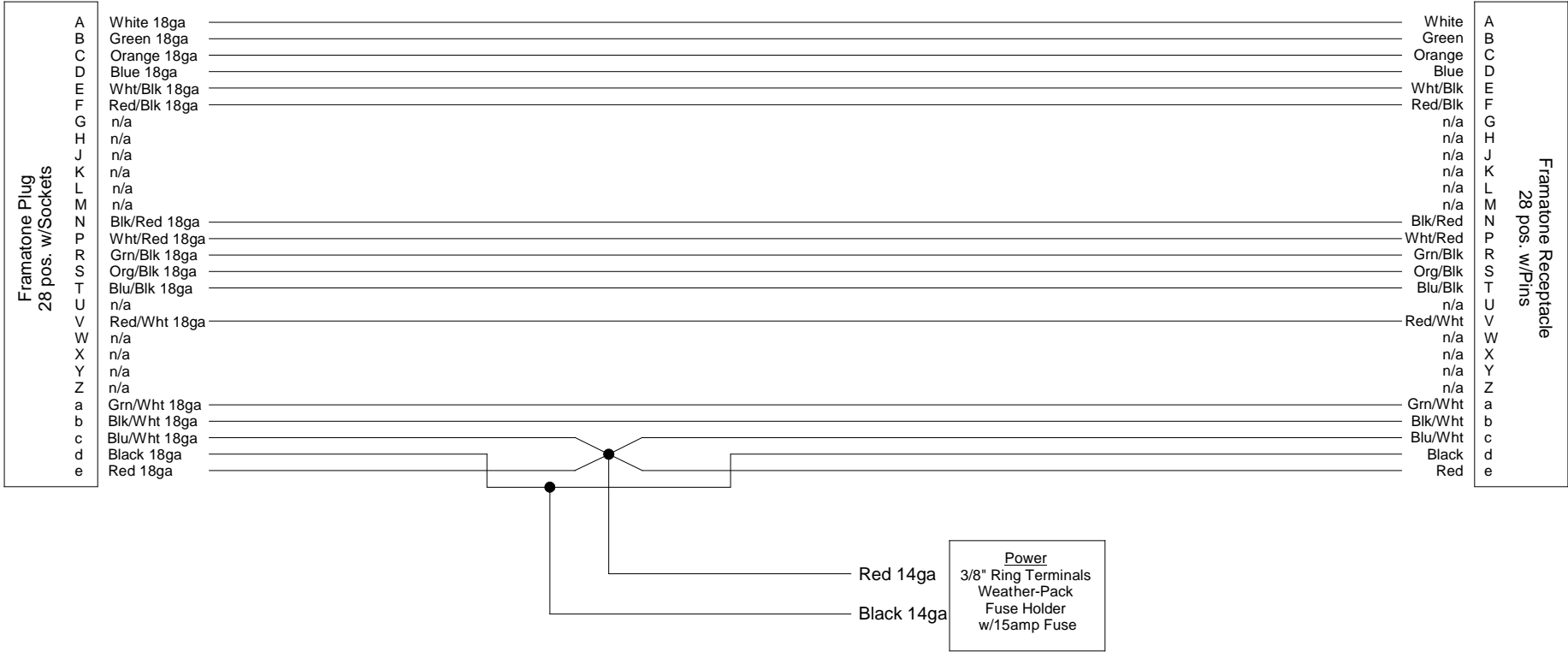
D

1

2

3

4



MATERIAL: n/a			
FINISH: n/a		TITLE: Harness, Cab. w/Pwr Only Spraylink	
PROJECTION:	SCALE: UNITS: X INCH METRIC: X	DRAWN BY: <i>Bryan Reiser</i>	
UNLESS OTHERWISE SPECIFIED TOLERANCE:		CHECKED BY: <i>Andy Heuser</i>	
R0	6/2/04	01040-1	20f2 C-45-20243
REV.	DATE	DOC. No.	SHEET No. DWG No.

Midwest Technologies IL, LLC. Claims proprietary right in the material disclosed herein. This document is not to be used in any way detrimental to the interest of Midwest Technologies IL, LLC.