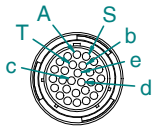
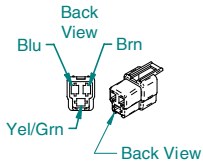


A



Framatome 28 Pos. Plug

Pos.	Color	Function
A	Blue	(+12v) Boom Master.
B	White	Boom 1
C	Brown	Boom 2
D	Green	Boom 3
E	Yellow	Boom 4
F	Grey	Boom 5
G-P	n/a	
R	Wht/Red	FlowMeter
S	White	Pressure
T	Wht/Grn	Speed Sens.
V	Brown	Power Out
W-Z	n/a	
a	White	Reg. (+)
b	Brown	Power Out
c	Blue	(+12v)
d	Green	Ground
e	Red	(+12v)

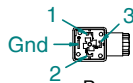


Series 56
3 way Male Connector
Power

Color	Function
Blue	Switches (+12v) Remote
Yel/Grn	Ground
Brown	Constant (+12v) Console/Boom Valves

Deutsch 3 Pos
Ground Speed

Pos.	Color	Function
A	Brown	+12v
B	White	Signal
C	Green	Ground



Pressure Sensor

Pos.	Color	Function
1	Red	+12v
2	White	Signal
3	n/a	
Gnd	n/a	

Mounting Hardware
Contents: 6 Connector Gasket
6 Stainless Steel
Connector Screw.

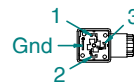


47.00"

Spade Term. Male
Blue- +12v with
Boom Master

Boom 1

Boom 2
72.00"
(All Booms)



Pin Out (All Booms 1-5)

Pos.	Color	Function
1	Red	+12v
2	White	Switch +12
3	n/a	
Gnd	Green	Ground

B



249.00"

212.00"

C



Deutsch 3 pos.
DT Receptacle/Lock/Pins
Flow Meter

Pos.	Color	Function
A	Brown	+12v
B	White	Signal
C	Green	Ground

Mate-N-Lock
2 pos. Plug/Pins
Regulator Valve

Pos.	Color	Function	To Inc. Flow
1	White	Reg (+)	(+12v)
2	Brown	Reg (-)	Ground

D

Note: 1.0 All dimensions are displayed in "Inches"
Unless otherwise specified.

MATERIAL: N/A		FINISH: N/A		TITLE: Junction Box w/Power	
PROJECTION:		SCALE: 1:4		DRAWN BY: Bryan Reiser	
UNLESS OTHERWISE SPECIFIED TOLERANCE:		1:50 ±.015"		CHECKED BY: Scott Lecker	
R3 5/2/05 UpDated		1:100 ±.010"		APPROVED BY: Scott Lecker	
R2 3/11/04		1:200 ±.008"		SHEET No: 1 of 1	
R1 8/8/03 10280		1:500 ±.005"		DWS No: C-45-20072	
R0 2/19/03 010106		Midwest Technologies IL, LLC. Claims proprietary right in the material disclosed herein. This document is not to be used in any way detrimental to the interest of Midwest Technologies IL, LLC.			