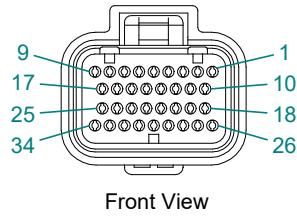


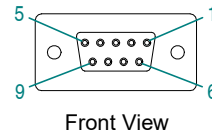
AMP SuperSeal Connector
34 Pos. w/ Skts

| Pos. | Color | Function |
|------|--------|-------------------------------|
| 1 | Plug | (+12v) V Out Switched |
| 2 | Plug | ISO CAN Ground |
| 3 | Plug | ISO CAN H |
| 4 | Plug | ISO CAN H |
| 5 | Plug | ISO CAN L |
| 6 | Plug | ISO CAN L |
| 7 | Plug | DIAG Ground |
| 8 | Plug | DIAG RX |
| 9 | Plug | DIAG TX |
| 10 | Red | (+12v) V Out Switched |
| 11 | Black | TJ CAN Ground |
| 12 | Yellow | TJ CAN H |
| 13 | White | TJ CAN H |
| 14 | Green | TJ CAN L |
| 15 | Blue | TJ CAN L |
| 16 | Orange | GNSS In RX |
| 17 | Red | GNSS In TX |
| 18 | Black | Ground |
| 19 | Plug | IGN Sense In |
| 20 | Black | Reverse Sense In |
| 21 | Plug | Status Sense In |
| 22 | Green | GNSS Ground |
| 23 | Plug | 3rd Party GND (not available) |
| 24 | Plug | 3rd Party RX (not available) |
| 25 | Plug | 3rd Party TX (not available) |
| 26 | Red | (+12v) Volts In |
| 27 | Plug | (+12) Volts Out |
| 28 | Plug | Ground |
| 29 | Plug | Ground |
| 30 | Plug | Speed Out (GS) |
| 31 | Plug | Ground (GS) |
| 32 | Plug | Debug GND (not available) |
| 33 | Plug | Debug RX (not available) |
| 34 | Plug | Debug TX (not available) |



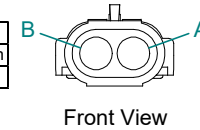
GNSS
DB9 SKT Connector

| Pos. | Color | Function |
|------|--------|-------------|
| 1 | n/a | |
| 2 | Red | GNSS In TX |
| 3 | Orange | GNSS In RX |
| 4 | n/a | |
| 5 | Green | GNSS Ground |
| 6 | n/a | |
| 7 | n/a | |
| 8 | n/a | |
| 9 | n/a | |



Power
Weather-Pack
2 Pos Shroud

| Pos | Color | Function |
|-----|-------|----------------|
| A | Red | (+12 volts) In |
| B | Black | Ground |



Reverse Sense
Spade Terminal Female

| Color | Function |
|-------|---------------|
| Black | Reverse Sense |

| | | | | | |
|---------------------|--|---------------------------------------|--|---|--|
| MATERIAL: | | n/a | | | |
| FINISH: | | n/a | | | |
| PROJECTION: | | SCALE: UNITS: | | TITLE: | |
| R2 4/14/22 000106 | | 1:2 INCH X METRIC | | HARNESSES, 908-NAV-TJD-G-PWP-RS | |
| R1 8/9/21 Updated | | UNLESS OTHERWISE SPECIFIED TOLERANCE: | | APPROVED BY: <i>Roy Shrods</i> | |
| R0 6/24/21 Released | | 0-.1" +/- .1" 10-60" +/- .1" .XX | | CHECKED BY: <i>Greg Rust</i> | |
| REV. DATE NOC. No | | 1.5" +/- .25" 60-120" +/- .2" .XXX | | DRAWN BY: <i>Bryan Reiser</i> | |
| | | 5-10" +/- .5" 120" +/- .5" < | | SHEET No: 1 of 1 DWG No: C-45-10232 | |