

A

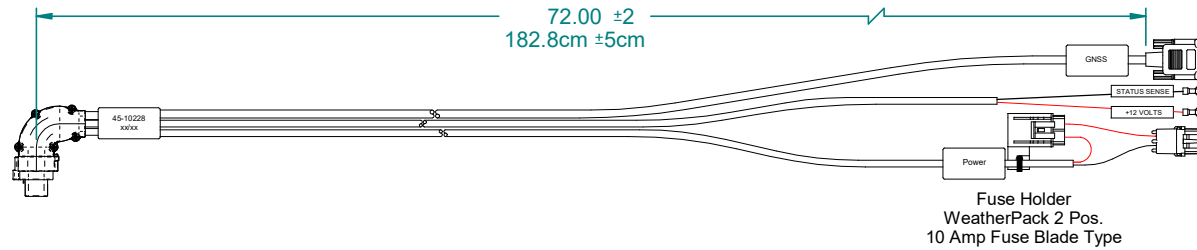
B

C

D

AMP SuperSeal Connector  
To Matrix 908  
34 Pos. w/ Skts

| Pos. | Color  | Function                      |
|------|--------|-------------------------------|
| 1    | Plug   | (+12v) V Out Switched         |
| 2    | Plug   | ISO CAN Ground                |
| 3    | Plug   | ISO CAN H                     |
| 4    | Plug   | ISO CAN H                     |
| 5    | Plug   | ISO CAN L                     |
| 6    | Plug   | ISO CAN L                     |
| 7    | Plug   | DIAG Ground                   |
| 8    | Plug   | DIAG RX                       |
| 9    | Plug   | DIAG TX                       |
| 10   | Plug   | (+12v) V Out Switched         |
| 11   | Plug   | TJ CAN Ground                 |
| 12   | Plug   | TJ CAN H                      |
| 13   | Plug   | TJ CAN H                      |
| 14   | Plug   | TJ CAN L                      |
| 15   | Plug   | TJ CAN L                      |
| 16   | Orange | GNSS In RX                    |
| 17   | Red    | GNSS In TX                    |
| 18   | Black  | Ground                        |
| 19   | Plug   | IGN Sense In                  |
| 20   | Plug   | Reverse Sense In              |
| 21   | Black  | Status Sense In               |
| 22   | Green  | GNSS Ground                   |
| 23   | Plug   | 3rd Party GND (not available) |
| 24   | Plug   | 3rd Party RX (not available)  |
| 25   | Plug   | 3rd Party TX (not available)  |
| 26   | Red    | ISO CAN (+12v) V In           |
| 27   | Red    | Switched (+12v) Out           |
| 28   | Plug   | Ground                        |
| 29   | Plug   | Ground                        |
| 30   | Plug   | Speed Out (GS)                |
| 31   | Plug   | Ground (GS)                   |
| 32   | Plug   | Debug GND (not available)     |
| 33   | Plug   | Debug RX (not available)      |
| 34   | Plug   | Debug TX (not available)      |




DB9 Connector  
GNSS In  
9 Pos. w/Skts

Female Spade Terminals  
Status Sense  
+12 Volts

WeatherPack Connector  
Power In  
2 Pos. Shroud w/Pins

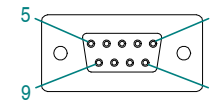
Fuse Holder  
WeatherPack 2 Pos.  
10 Amp Fuse Blade Type



Front View

DB9 Connector  
GNSS In  
9 Pos. w/Skts

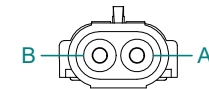
| Pos. | Color  | Function    |
|------|--------|-------------|
| 1    | n/a    |             |
| 2    | Red    | GNSS In TX  |
| 3    | Orange | GNSS In RX  |
| 4    | n/a    |             |
| 5    | Green  | GNSS Ground |
| 6    | n/a    |             |
| 7    | n/a    |             |
| 8    | n/a    |             |
| 9    | n/a    |             |



Front View

WeatherPack Connector  
Power In  
2 Pos. Shroud w/Pins

| Pos | Color | Function    |
|-----|-------|-------------|
| A   | Red   | (+12v) V IN |
| B   | Black | Ground      |



Front View

Female Spade Terminals  
Status Sense  
+12 Volts

| Color | Function            |
|-------|---------------------|
| Black | Status Sense        |
| Red   | Switched (+12v) Out |

|                                       |        |   |                          |
|---------------------------------------|--------|---|--------------------------|
| MATERIAL:                             |        | TeeJet TECHNOLOGIES                                 |                          |
| FINISH:                               |        | TITLE:<br>Harness, 908 NAV. POWER & STATUS, NO RCVR |                          |
| PROJECTION:                           |        | SCALE:  | UNITS: X                 |
| UNLESS OTHERWISE SPECIFIED TOLERANCE: |        | INCH:   | METRIC:                  |
| R1                                    | 8/4/21 | Updated   | DRAWN BY: Nick Calvin    |
| R0                                    | 7/8/21 | N. Calvin   | CHECKED BY: Ray Sherida  |
| REV.                                  | DATE   | NOC. No   | APPROVED BY: Ray Sherida |
|                                       |        |   | SHEET No: 1 of 1         |
|                                       |        |   | DWG No: C-45-10228       |