

A


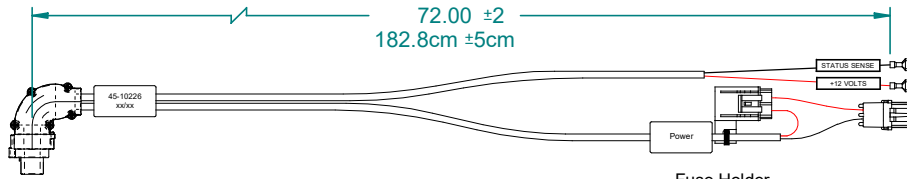
B

C

D

AMP SuperSeal Connector
34 Pos. w/ Skts

Pos.	Color	Function
1	Plug	(+12v) V Out Switched
2	Plug	ISO CAN Ground
3	Plug	ISO CAN H
4	Plug	ISO CAN H
5	Plug	ISO CAN L
6	Plug	ISO CAN L
7	Plug	DIAG Ground
8	Plug	DIAG RX
9	Plug	DIAG TX
10	Plug	(+12v) V Out Switched
11	Plug	TJ CAN Ground
12	Plug	TJ CAN H
13	Plug	TJ CAN H
14	Plug	TJ CAN L
15	Plug	TJ CAN L
16	Plug	GNSS In RX
17	Plug	GNSS In TX
18	Black	Ground
19	Plug	IGN Sense In
20	Plug	Reverse Sense In
21	Black	Status Sense In
22	Plug	GNSS Ground
23	Plug	3rd Party GND (not available)
24	Plug	3rd Party RX (not available)
25	Plug	3rd Party TX (not available)
26	Red	(+12v) Volts In
27	Red	(+12) Volts Out
28	Plug	Ground
29	Plug	Ground
30	Plug	Speed Out (GS)
31	Plug	Ground (GS)
32	Plug	Debug GND (not available)
33	Plug	Debug RX (not available)
34	Plug	Debug TX (not available)



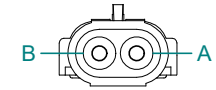
Front View

Status Sense/+12Volts
Spade Terminal Female

Color	Function
Black	Status Sense In
Red	(+12 volts) Out

Power, Weather-Pack
2 Pos Shroud

Pos	Color	Function
A	Red	(+12 volts) In
B	Black	Ground



Front View

		MATERIAL:	n/a	
		FINISH:	n/a	
		PROJECTION:	SCALE: UNITS: INCH: X METRIC: 1:2	TITLE: Harness, 908 NAV, POWER & STATUS
		UNLESS OTHERWISE SPECIFIED TOLERANCE:		APPROVED BY: <i>Roy Shveda</i>
R1	8/4/21	Updated		CHECKED BY: <i>Greg Reed</i>
R0	3/23/21	Released		DRAWN BY: <i>Bryan Reiser</i>
REV.	DATE	NOC. No		SHEET No: 1 of 1
				DWG No: C-45-10226