

A

B

C

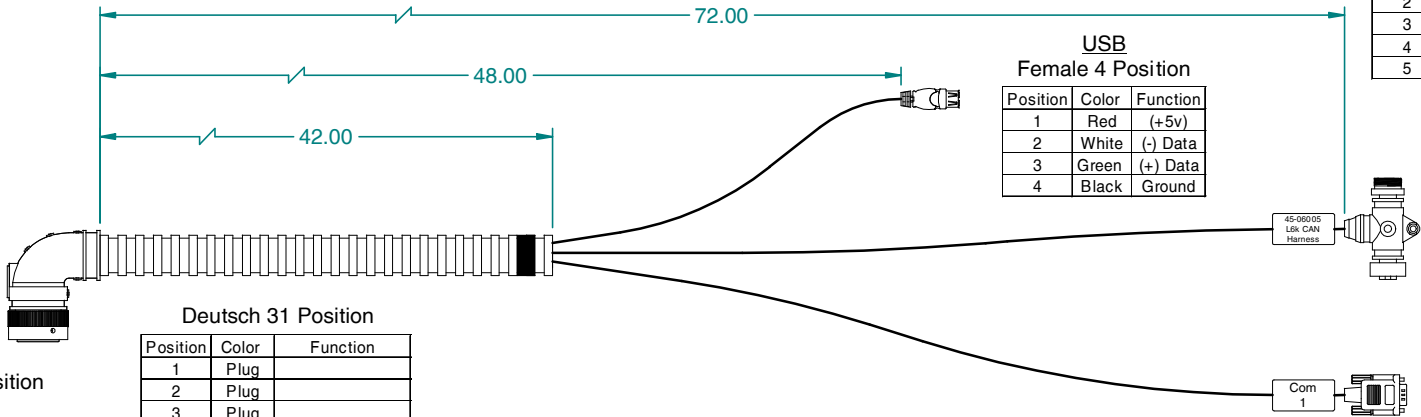
D

1

2

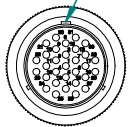
3

4



Deutsch 31 Position Face View

Key to Top



Deutsch 31 Position

Position	Color	Function
1	Plug	
2	Plug	
3	Plug	
4	Orange	CAN Hi
5	Black	CAN Lo
6	White	CAN Shield
7	Red	SUB +5v
8	Green	Ground
9	Orange	Transmit Data
10	Red	Receive Data
11	Plug	
12	Plug	
13	Plug	
14	Plug	
15	Black	Use Shield
16	Plug	
17	Green	CAN Ground
18	Red	CAN +V Out
19	White	SUB -Data
20	Plug	
21	Plug	
22	Purple	Request to Send
23	Gray	Clear to Send
24	Plug	
25	Plug	
26	Plug	
27	Plug	
28	Plug	
29	Plug	
30	Green	USB +Data
31	Black	USB Ground

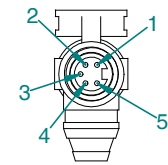
USB Female 4 Position

Position	Color	Function
1	Red	(+5v)
2	White	(-) Data
3	Green	(+) Data
4	Black	Ground

CAN "T"

Position	Color	Function
1	White	CAN Shield
2	Red	CAN (+V) Out
3	Green	CAN Ground
4	Orange	CAN High
5	Black	CAN Low

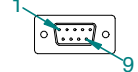
CAN 'T' Male Side (Pins) Face View



Com 1 DB-9 Pin

Position	Color	Function
1	n/a	
2	Red	Receive Data
3	Orange	Transmit Data
4	n/a	
5	Green	Ground
6	N/a	
7	Purple	Request to Send
8	Gray	Clear to Send
9	n/a	

Com 1 DB-9 Pin Face View



Note: 1.0 All dimensions are displayed in "Inches" unless otherwise specified.

MATERIAL: N/A		
FINISH: N/A		
PROJECTION:		TITLE: Cable, L6k Main Harness CAN
SCALE: UNITS: INCH: X METRIC: X		DRAWN BY: <i>Rayon Reiser</i>
UNLESS OTHERWISE SPECIFIED TOLERANCE:		CHECKED BY: <i>Ray Reiser</i>
0-1" +/- .1"	10-60" +/- .1" X XX	APPROVED BY: <i>Scott Leiber</i>
1-5" +/- .25"	60-120" +/- .2" X XX	SHEET No: DWS No:
5-10" +/- .5"	120" +/- .3" X	1 of 1 C-45-06005
Midwest Technologies IL, LLC. Claims proprietary right in the material disclosed herein. This document is not to be used in any way detrimental to the interest of Midwest Technologies IL, LLC.		