

A

B

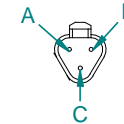
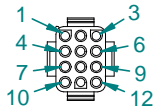
C

D

1

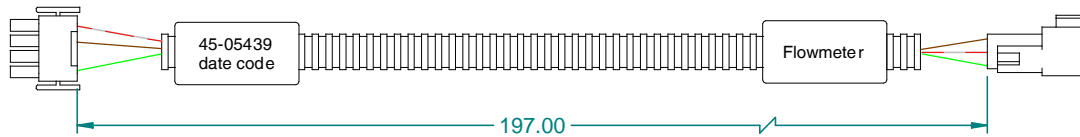
Connector 12pos. Plug
Mate-N-Lock

Pos.	Color	Function
1	n/a	
2	Wht/Red	Flow Signal
3	n/a	
4	n/a	
5	n/a	
6	n/a	
7	n/a	
8	n/a	
9	Brown	(+V)
10	Green	Ground
11	n/a	
12	n/a	



Receptacle Deutsch
3 pos. w/pins

Pos	Color	Function
A	Brown	(+V)
B	Wht/Red	Flow Signal
C	Green	Ground



2

3

Note: 1.0 All dimensions are displayed in 'Inches',
Unless otherwise specified.

4

MATERIAL: N/A					
FINISH: N/A			TITLE: Cable, Flow Volume, 70 Series		
PROJECTION: 		SCALE: UNITS: INCH: X METRIC: X		DRAWN BY: <i>Bryan Peters</i>	
UNLESS OTHERWISE SPECIFIED TOLERANCE:			CHECKED BY: <i>Andy Redburn</i>		
RD	3/28/05	10484	0-1" +/- .1"	10-60" +/- .1"	XX
REV.	DATE	DOC. No	1-5" +/- .25"	60-120" +/- .2"	XXX
			5-10" +/- .5"	120" +/- .3"	X
			SHEET No: 1 of 1		DWG No: C-45-05439
APPROVED BY: <i>Scott Leander</i>					
Midwest Technologies IL, LLC. Claims proprietary right in the material disclosed hereon. This document is not to be used in any way detrimental to the interest of Midwest Technologies IL, LLC.					