

A

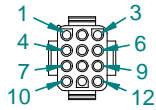
B

C

D

Connector 12pos. Plug
Mate-N-Lock

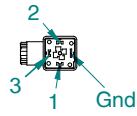
Pos.	Color	Function
1	n/a	
2	n/a	
3	Green	Boom Sensor Input
4	n/a	
5	n/a	
6	Red	Regulation Output (+V)
7	White	Pressure Signal
8	n/a	
9	Black	(+V) Pressure
10	n/a	
11	n/a	
12	Black	Regulation Output Gnd



Faston Terminal
Female
Boom Sensor Input

Weather-Pack Tower
2 pos w/sockets

Pos	Color	Function
A	Red	Regulation Output (+V)
B	Black	Regulation Output Gnd



Pressure
GDM Sensor

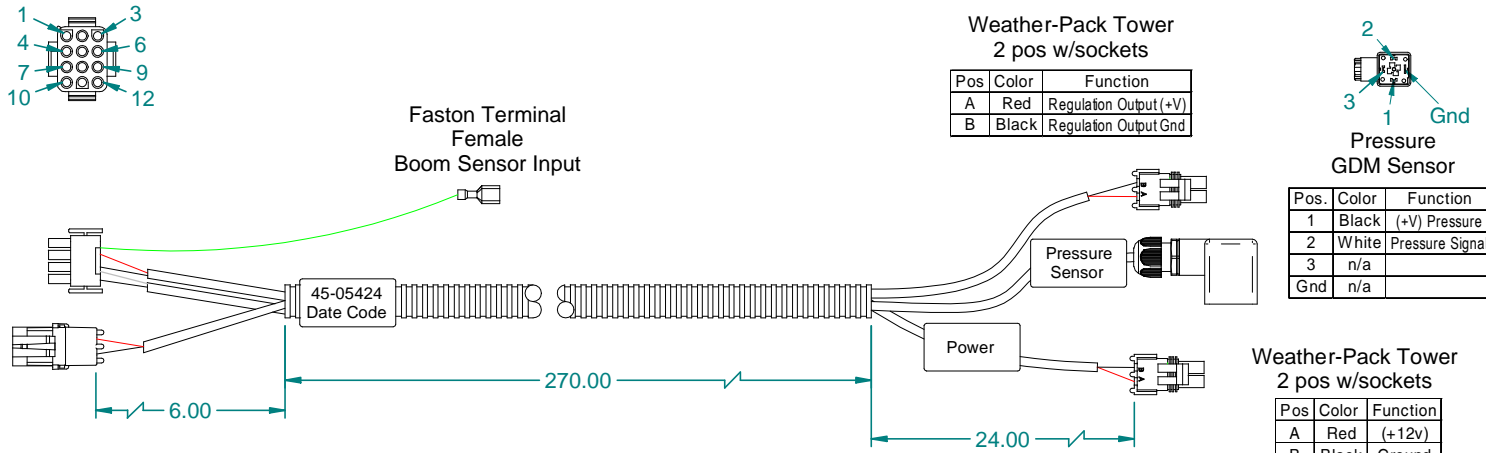
Pos.	Color	Function
1	Black	(+V) Pressure
2	White	Pressure Signal
3	n/a	
Gnd	n/a	

Weather-Pack Shroud
2 pos w/pins

Pos	Color	Function
A	Red	(+12v)
B	Black	Ground

Weather-Pack Tower
2 pos w/sockets

Pos	Color	Function
A	Red	(+12v)
B	Black	Ground



Note: 1.0 All dimensions are displayed in 'Inches',
Unless otherwise specified.

MATERIAL: N/A					
FINISH: N/A			TITLE: Cable, Manual Pump, 70 Series		
PROJECTION: 		SCALE: UNITS: INCH: X METRIC: X		DRAWN BY: <i>Bryan Peters</i>	
UNLESS OTHERWISE SPECIFIED TOLERANCE:			CHECKED BY: <i>Andy Redburn</i>		
APPROVED BY: <i>Scott Lander</i>			SHEET No: 1 of 1		
REV.	DATE	DOC. No	0-1" +/- .1"	10-60" +/- .1"	XX
			1-5" +/- .25"	60-120" +/- .2"	XXX
			5-10" +/- .5"	120" +/- .3"	ZZ
Midwest Technologies IL, LLC. Claims proprietary right in the material disclosed herein. This document is not to be used in any way detrimental to the interest of Midwest Technologies IL, LLC.					