

A

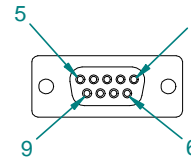
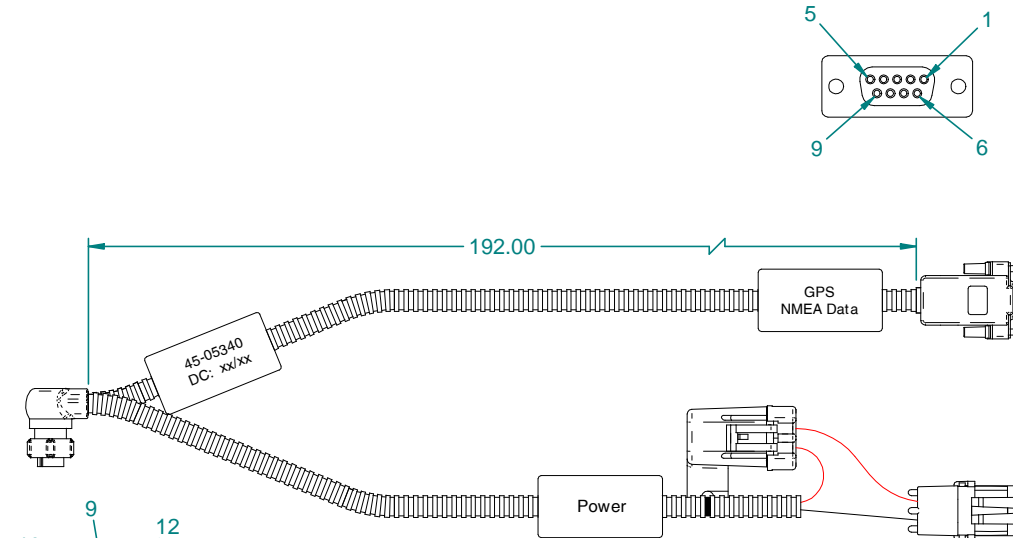
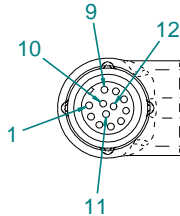
B

C

D

Deutsch
12 Pos. w/Skt

Pos.	Function
1	n/a
2	n/a
3	n/a
4	n/a
5	Ground
6	Receive Data
7	(+12v) In
8	Transmit Data
9	n/a
10	(+12v) In
11	Ground
12	n/a



DB-9
w/Sockets

Pos.	Color	Function
1	n/a	
2	Green	Receive
3	White	Transmit
4	n/a	
5	Blue	Ground
6	n/a	
7	n/a	
8	n/a	
9	n/a	

Weather-Pack
Shroud 2 Pos
w/Pins

Pos	Color	Function
A	Red	(+12v)
B	Black	Ground

Note: 1.0 All dimensions are displayed in "Inches",
unless otherwise specified.

MATERIAL:		n/a			
FINISH:		n/a			
PROJECTION:		SCALE: UNITS: X		TITLE: Cable, Deutsch to DB-9 and Power In	
UNLESS OTHERWISE SPECIFIED TOLERANCE:		1:2 METRIC: X		DRAWN BY: <i>Bryan Reiser</i>	
REV. DATE		NO. No		CHECKED BY: <i>Ray Truesdell</i>	
R0 1/28/04 010177		0-1" +/- .1" 10-60" +/- .1" XX		APPROVED BY: <i>Bryan Reiser</i>	
REV. DATE		NO. No		SHEET No: 1 of 1	
		1-5" +/- .25" 60-120" +/- .2" XXX		DWG No: C-45-05340	
		5-10" +/- .5" 120" +/- .3" Z			
Midwest Technologies IL, LLC. Claims proprietary right in the material disclosed herein. This document is not to be used in any way detrimental to the interest of Midwest Technologies IL, LLC.					