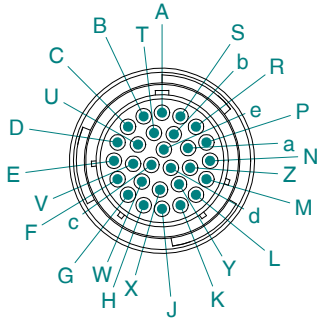


A

Pos.	Color	Function
A	Blue	(+12v) Boom Master
B	White	Boom 1
C	Brown	Boom 2
D	Green	Boom 3
E	Yellow	Boom 4
F	Grey	Boom 5
G	n/a	
H	n/a	
J	n/a	
L	n/a	
M	n/a	
N	Wht/Blk	Fill Flowmeter
P	Yel/Red	Fill Vlv. Dual Bm
R	Wht/Red	Flowmeter
S	White	18/2 Press. Sens.
T	Wht/Gm	Speed Sens.
U	n/a	
V	Brown	(+V)
W	n/a	
X	n/a	
Y	n/a	
Z	n/a	
a	White	Reg. +
b	Brown	Reg. -
c	Brown	Master
d	Green	Ground
e	Red	Power In



B

Spade Terminals  
Male 14ga

Color	Function
Red	(+V)
Green	Ground

Booms  
Spade Terminals  
Female 18ga

Boom	Color
1	White
2	Brown
3	Green
4	Yellow
5	Grey

C

Pos	Color	Function
A	Brown	(+V)
B	Wht/Blk	Signal
C	Green	Ground

D

Fill/Flow  
3 Pos. Deutsch Pin (Blk)

Fill Valve/Dual Boom  
Weatherpack 3 Pos. Shoud

Pos	Color	Function
A	Brown	(+V)
B	Yel/Red	Signal
C	Green	Ground

Flow-Meter

3 Pos. Deutsch Pin

Pos	Color	Function
A	Brown	(+V)
B	Wht/Red	Signal
C	Green	Ground

Pressure  
GDM Sensor

Pos	Color	Function
1	Black	(+V)
2	White	Press.
3	n/a	
Gnd	n/a	

Speed  
3 Pos. Deutsch Skt.

Pos	Color	Function
A	Brown	(+V)
B	Wht/Gm	Signal
C	Green	Ground

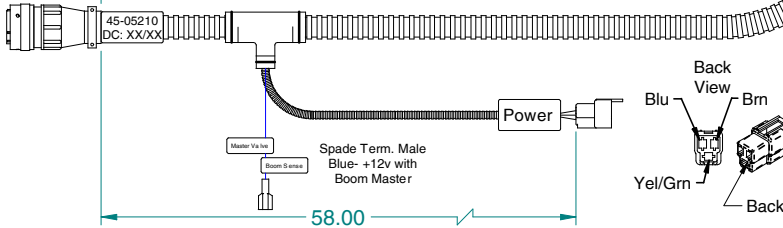
Reg. Valve  
AMP Mate 'n' Lock

Pos	Color	Function	To Inc Flow
1	White	Reg. +	(+12v)
2	Brown	Reg.-	Gnd

Power  
3 Pos. Male Housing  
Series 56 Packard

Color	Function
Blue	Constant (+12v)
Yel/Gm	Console/Boom Valves
Brown	Switched (+12v) Remote

MATERIAL:	N/A	
FINISH:	N/A	
PROJECTION:		TITLE: Cable, Direct Console DRAWN BY: <i>L.D. Martin</i> CHECKED BY: <i>Alan Henders</i> APPROVED BY: <i>Scott Leander</i> SHEET No: <b>1 of 1</b> DWG No: <b>C-45-05210</b>
SCALE: 1:4 UNITS: INCH METRIC: X UNLESS OTHERWISE SPECIFIED TOLERANCE: 0-1" +/- .1" X 10-60" +/- .1" X .005 1-5" +/- .25" X 60-120" +/- .2" X .010 5-10" +/- .5" X 120" +/- .3" X .015		
Midwest Technologies IL, LLC. Claims proprietary right in the material disclosed hereon. This document is not to be used in any way detrimental to the interest of Midwest Technologies IL, LLC.		



1

2

3

4

312.00

58.00

A

B

C

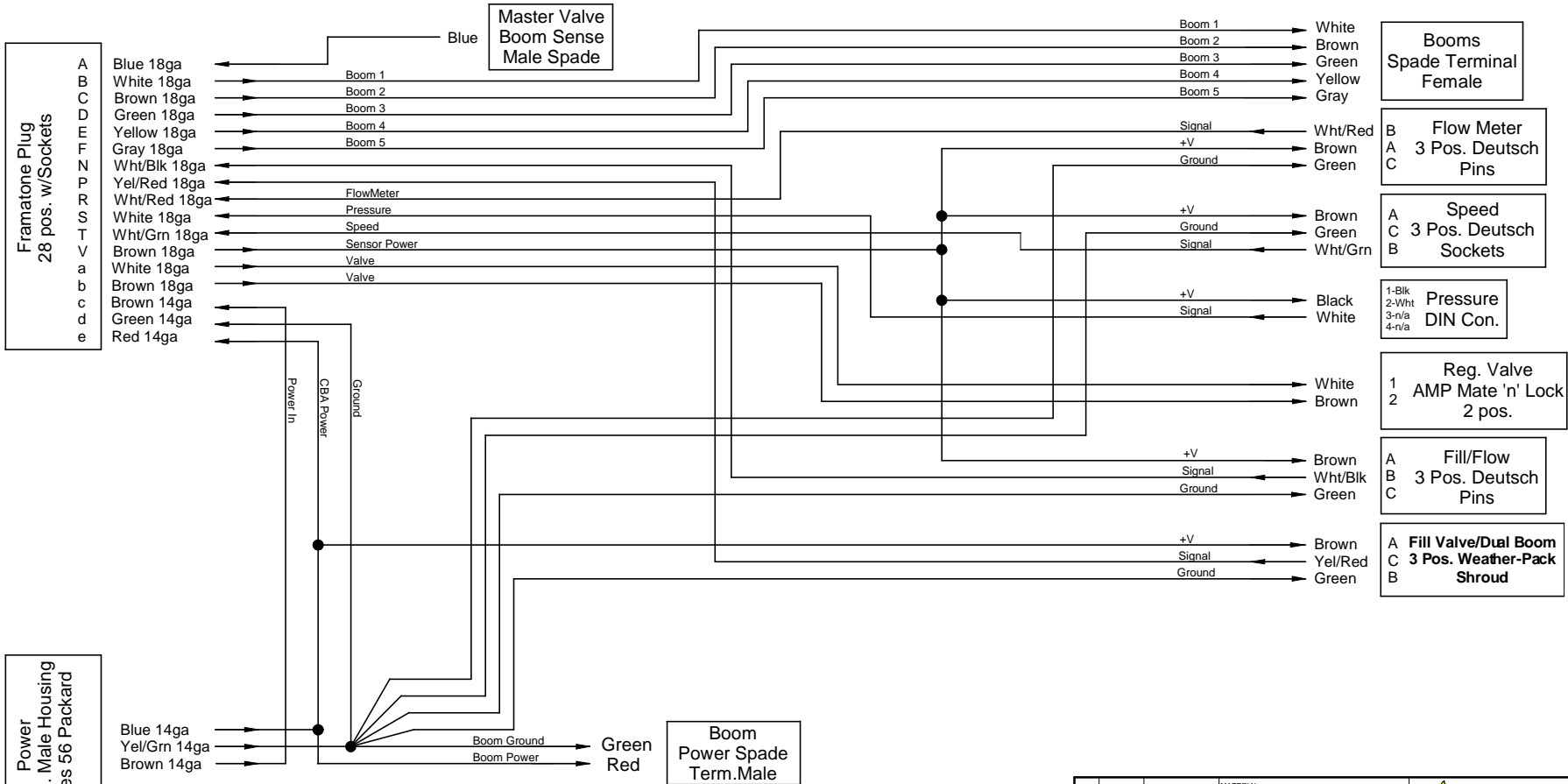
D

1

2

3

4



MATERIAL:		N/A			
FINISH:		N/A		TITLE: Cable, Direct Console	
R4	10/27/05	UpDated	PROJECTION:	SCALE: 1:4	UNITS: X
R3	9/26/05	UpDated		INCH: X METRIC: X	DRAWN BY: <i>L.D. Austin</i> CHECKED BY: <i>Steve Leathers</i> APPROVED BY: <i>Steve Leathers</i>
R2	2/11/03	010106			
R1	8/24/01	01152-1	UNLESS OTHERWISE SPECIFIED TOLERANCE:		
R0	3/9/01	01045-1	0.1* +/- .1*	10-60* +/- .1*	XX .02
REV.	DATE	DOC. No	1.5* +/- .25*	90-120* +/- .2*	XXX .05
			5-10* +/- .5*	120* +/- .3*	XXX .05
1 of 1 C-45-05210 Midwest Technologies IL, LLC. Claims proprietary right in the material disclosed herein. This document is not to be used in any way detrimental to the interest of Midwest Technologies IL, LLC.					