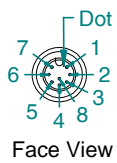


**A**  
**Boom Status Cable**  
**Conxall 8 Pos. w/Pins**

Pos.	Color	Function
1	Black	Ground
2	Red	(+12v Fl Sw)
3	Green	In_Select
4	n/a	
5	Orange	Shift_In
6	n/a	
7	Yellow	Clock
8	n/a	



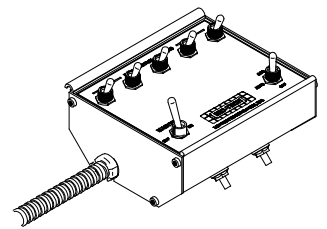
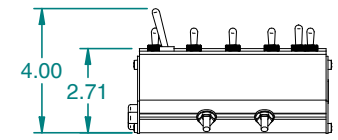
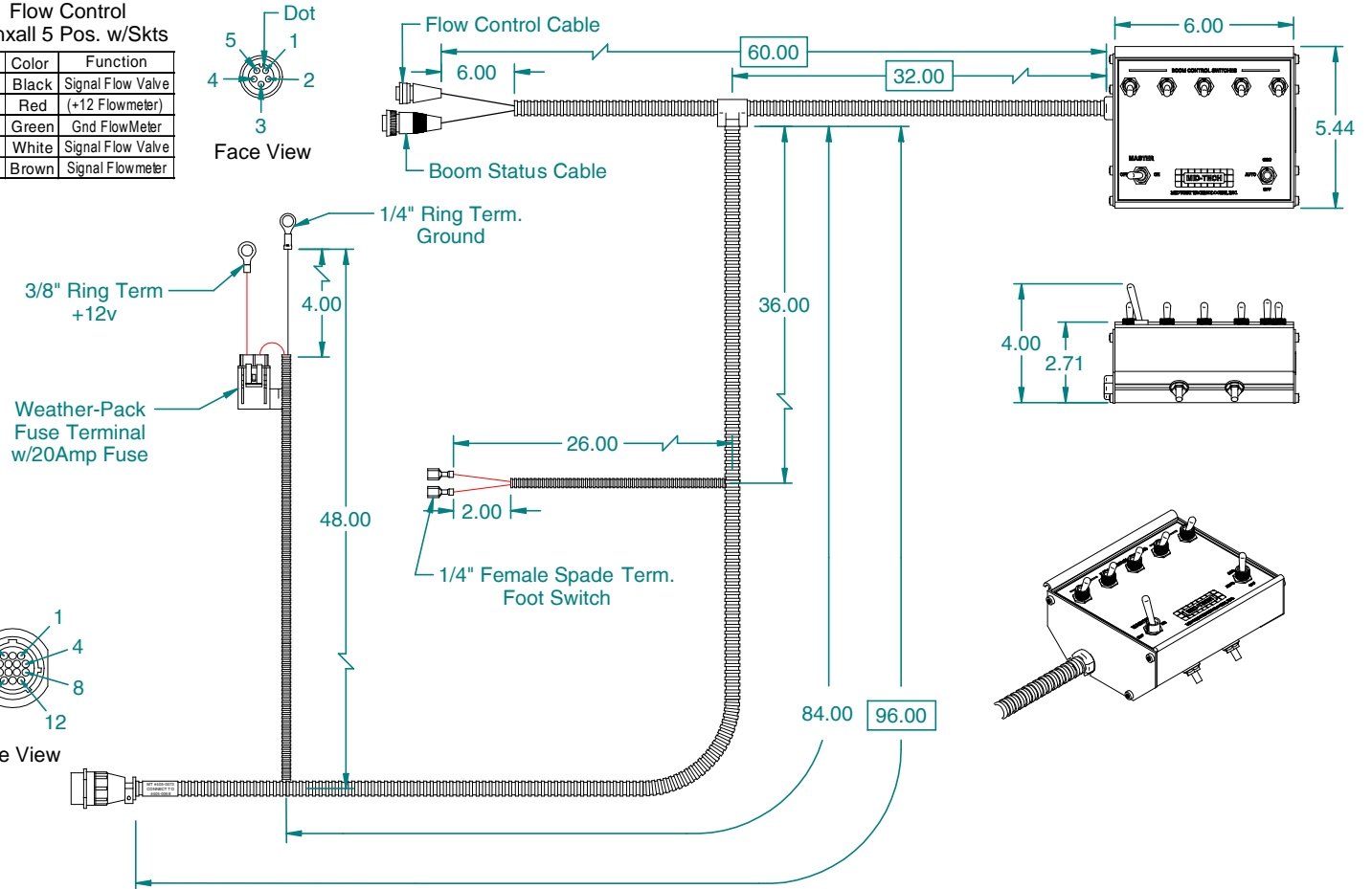
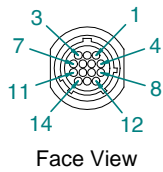
**B**  
**Flow Control**  
**Conxall 5 Pos. w/Skts**

Pos.	Color	Function
1	Black	Signal Flow Valve
2	Red	(+12 Flowmeter)
3	Green	Gnd FlowMeter
4	White	Signal Flow Valve
5	Brown	Signal Flowmeter



**Connector AMP**  
**14 Pos. w/Skts**

Pos.	Color	Function
1	Red	Boom 1
2	Green	Boom 2
3	Brown	Boom 3
4	Black	Boom 4
5	White	Boom 5
6	Red	(+12v Booms)
7	Black	Gnd Booms
8	Red	(+12v Flow Valve)
9	Black	Gnd Flow Valve
10	Black	Signal Flow Valve
11	White	Signal Flow Valve
12	Green	Gnd Flowmeter
13	Red	(+12v Flowmeter)
14	Brown	Signal Flowmeter



MATERIAL:	N/A	 MIDWEST TECHNOLOGIES IL, LLC	
FINISH:	N/A	TITLE: Switch Box & Cable Willmar Main Harness as Purchased	
PROJECTION:		SCALE:	UNITS: X INCH: 1:4 METRIC:
UNLESS OTHERWISE SPECIFIED TOLERANCE:		DRAWN BY: <i>Bryan Ariser</i> CHECKED BY: <i>Alan Hoffman</i> APPROVED BY: <i>David Stewart</i>	
REV. DATE	98005-1	0-1" +/- .1"	10-60" +/- 1"
		1-5" +/- .25"	60-120" +/- 3"
		5-10" +/- .5"	120" +/- 3"
			XXX
			1 of 1
			C-405-0073

Midwest Technologies IL, LLC. Claims Proprietary Right in the Material Disclosed Hereon. This Document is not to be used in any way Detrimental to the Interests of Midwest Technologies IL, LLC.