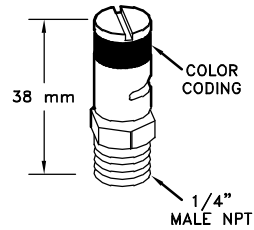
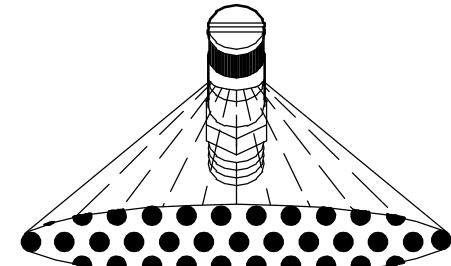
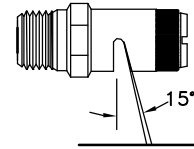


TURBO *TurfJet*

WIDE ANGLE FLAT SPRAY NOZZLES
WITH TAPERED EDGE PATTERN



PATENT
PENDING



WIDE ANGLE FLAT SPRAY WITH
TAPERED EDGE PATTERN

Tip Color VisiFlo®	Tip No. (Strainer Mesh Size)	Liquid Pressure In Bar	Capacity 1 Nozzle In L/min	L/ha - 50 cm Spacing							
				4 km/h	5 km/h	6 km/h	7 km/h	8 km/h	10 km/h	12 km/h	
YELLOW	1/4TTJ02-VS (100)	2.0	0.65	195	156	130	111	97.5	78.0	65.0	
		3.0	0.79	237	190	158	135	119	94.8	79.0	
		4.0	0.91	273	218	182	156	137	109	91.0	
		5.0	1.02	306	245	204	175	153	122	102	
RED	1/4TTJ04-VS (50)	2.0	1.29	387	310	258	221	194	155	129	
		3.0	1.58	474	379	316	271	237	190	158	
		4.0	1.82	546	437	364	312	273	218	182	
		5.0	2.04	612	490	408	350	306	245	204	
BROWN	1/4TTJ05-VS (50)	2.0	1.61	483	386	322	276	242	193	161	
		3.0	1.97	591	473	394	338	296	236	197	
		4.0	2.27	681	545	454	389	341	272	227	
		5.0	2.54	762	610	508	435	381	305	254	
GRAY	1/4TTJ06-VS (50)	2.0	1.94	582	466	388	333	291	233	194	
		3.0	2.37	711	569	474	406	356	284	237	
		4.0	2.74	822	658	548	470	411	329	274	
		5.0	3.06	918	734	612	525	459	367	306	
WHITE	1/4TTJ08-VS	2.0	2.58	774	619	516	442	387	310	258	
		3.0	3.16	948	758	632	542	474	379	316	
		4.0	3.65	1095	876	730	626	548	438	365	
		5.0	4.08	1224	979	816	699	612	490	408	
L. BLUE	1/4TTJ10-VS	2.0	3.23	969	775	646	554	485	388	323	
		3.0	3.95	1185	948	790	677	593	474	395	
		4.0	4.56	1368	1094	912	782	684	547	456	
		5.0	5.10	1530	1224	1020	874	765	612	510	
L. GREEN	1/4TTJ15-VS	2.0	4.83	1449	1159	966	828	725	580	483	
		3.0	5.92	1776	1421	1184	1015	888	710	592	
		4.0	6.84	2052	1642	1368	1173	1026	821	684	
		5.0	7.64	2292	1834	1528	1310	1146	917	764	

FEATURES:

- EXCELLENT SPRAY DISTRIBUTION QUALITY.
- NOZZLE DESIGN INCORPORATES A PRE-ORIFICE TO PROVIDE LARGER DROPLETS FOR LESS DRIFT.
- WIDE SPRAY PATTERN.
- LARGE ORIFICE REDUCES CLOGGING.
- VisiFlo® COLOR-CODING FOR EASY SIZE IDENTIFICATION.
- MATERIAL: STAINLESS STEEL WITH CELCON PRE-ORIFICE.
- CAN BE USED WITH QJ4676-45-1/4 & -90-1/4 CAPS.
- SUGGESTED SPRAY PRESSURE RANGE: 1.5 - 5 BAR.

Optimum Spray Height	
Nozzle Spacing	Spray Height
50 cm	60 cm
75 cm	75 cm
100 cm	100 cm

* WIDE ANGLE SPRAY NOZZLE HEIGHT IS INFLUENCED BY NOZZLE ORIENTATION. THE CRITICAL FACTOR IS TO ACHIEVE A MINIMUM 30% OVERLAP.

DESCRIPTION:

LITERS PER HECTARE TABULATION
FOR 1/4TTJ--VS TURBO TURFJET
FLAT SPRAY NOZZLES
(METRIC)



Spraying Systems Co.®

Spray Nozzles and Accessories
P.O. Box 7900 - Wheaton, IL 60189-7900

Rev. No.

Data Sheet No.

Ref.

46015M
SHEET OF