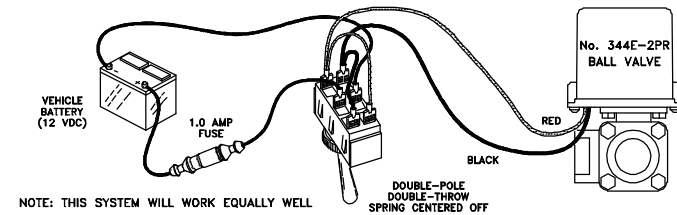
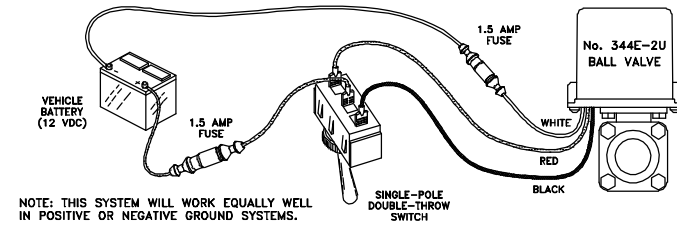
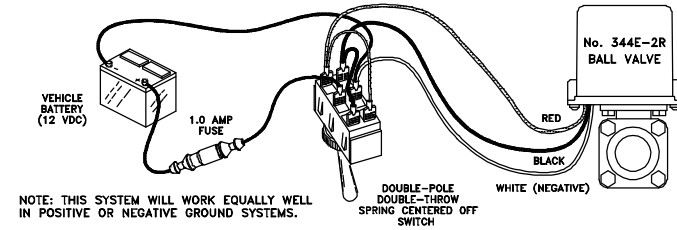
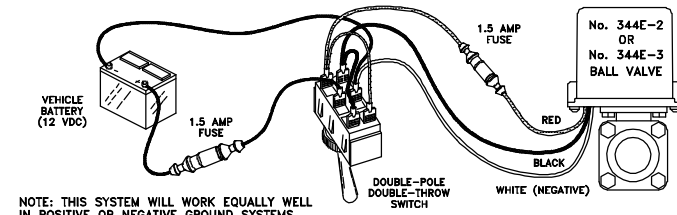


344E-___ BALL VALVES

BALL VALVE DESIGNATION	344E-2 (TWO WAY)	344E-3 (THREE WAY)	344E-2R (REGULATING)	344E-2U (UNIDIRECTIONAL)	344E-2PR (PRESSURE REGULATING)
GEARMOTOR SUB-ASSEMBLY NO.	20122-1	20122-1	20122-2	22733	23479
BASIC BODY CONFIGURATION					
BASIC BALL CONFIGURATION					
NO. OF WIRES COMING OUT OF VALVE	3	3	3	3	2
GEARMOTOR SPEED	18 R.P.M.	18 R.P.M.	.85 R.P.M.	18 R.P.M.	.85 R.P.M.
TIME TO GO FROM COMPLETE SHUT-OFF TO FULL OPEN (APPROXIMATE)	1 SEC.	1 SEC.	18 SEC.	1 SEC.	36 SEC.
VALVES COMPATIBLE WITH #744B CONTROLLER	YES	YES	NOT RECOMMENDED	NOT RECOMMENDED	YES
MAXIMUM FLOW RATE AT 5 P.S.I. PRESSURE LOSS (WATER)	32 G.P.M.	24 G.P.M.	32 G.P.M.	32 G.P.M.	12 G.P.M.
SUGGESTED SWITCH	DPDT (2 POSITION)	DPDT (2 POSITION)	DPDT (SPRING CENTERED OFF POSITION)	SPDT (2 POSITION)	DPDT (SPRING CENTERED OFF POSITION)
NOMINAL AMPS AT 12 VDC	1.10	1.10	.13	1.10	.13

WIRING DIAGRAMS



DESCRIPTION:

NO. 344E - BALL VALVE SPECIFICATIONS



Spraying Systems Co.
Spray Nozzles and Accessories
P.O. Box 7900 - Wheaton, Il. 60189-7900

Rev. No.

Data Sheet No.

Ref.

23856

SHEET OF