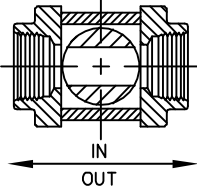
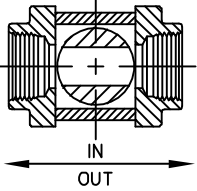
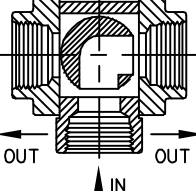
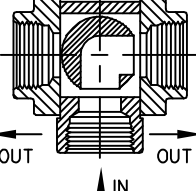
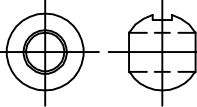
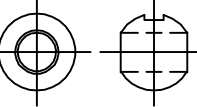
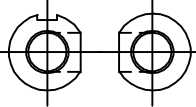
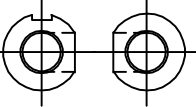


# 344 \_\_\_ - \_\_\_ BALL VALVES

| BALL VALVE TYPE   | TWO-WAY SHUT OFF  |   | THREE-WAY BY-PASS   |   |
|---|---|---|---|---|
| 344__-__ No.  | EC-2  | E-2   | EC-3  | E-3   |
| GEAR MOTOR SUB-ASSEMBLY                                   | 20122-3   | 20122-1   | 20122-3   | 20122-1   |
| GEAR MOTOR  | 20118-2   | 20118   | 20118-2   | 20118   |
| NO. OF WIRES  | 4   | 3   | 4   | 3   |
| NOMINAL AMPS<br>(12 VOLTS / 13.8 VOLTS)                   | 1.1 / 1   | 1.1 / 1   | 1.1 / 1   | 1.1 / 1   |
| GEAR MOTOR SPEED IN RPM                                   | 18  | 18  | 18  | 18  |
| CYCLE TIME IN SECONDS<br>(12 VOLTS / 13.8 VOLTS)          | 1 / 1   | 1 / 1   | 1 / 1   | 1 / 1   |
| VALVE BODY ASSEMBLY CUT AWAY                              |   |   |   |   |
| BALL PROFILE  |  |  |  |  |
| FLOW RATE (GPM / LPM)<br>AT 5 PSI (0.4 BAR) DROP          | 32 / 121  | 32 / 121  | 24 / 91   | 24 / 91   |
| TIME FROM NO FLOW TO FULL FLOW<br>(12 VOLTS / 13.8 VOLTS) | 1 / 1   | 1 / 1   | 1 / 1   | 1 / 1   |
| TIME FROM FULL FLOW TO NO FLOW<br>(12 VOLTS / 13.8 VOLTS) | 1 / 1   | 1 / 1   | 1 / 1   | 1 / 1   |
| FOR WIRING DIAGRAM REFER TO DATA SHEET NO.                | 23856-4   | 23856-3   | 23856-4   | 23856-3   |

**DESCRIPTION:**

**AA344 ELECTRIC BALL VALVE SPECIFICATIONS  
(PAGE 1 OF 6)**



**Spraying Systems Co.<sup>®</sup>**

Spray Nozzles and Accessories  
P.O. Box 7900 - Wheaton, IL 60189-7900

Rev. No.

Data Sheet No.

**23856-1**

Ref.

SHEET OF