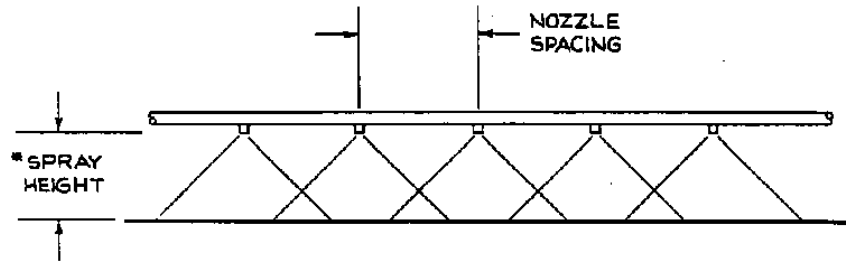


TWINJET™ TIP NO. (AND STRAINER) SCREEN SIZE	LIQUID PRESS. IN kPa.	CAPACITY IN L/min.	LITERS PER HECTARE									
			50CM NOZZLE SPACING					75CM NOZZLE SPACING				
			6 km/h	8 km/h	10 km/h	12 km/h	16 km/h	6 km/h	8 km/h	10 km/h	12 km/h	16 km/h
TJ60-8002VS (100 MESH)	150	0.56	112	84	67	56	42	74	56	45	37	28
	200	0.64	129	97	77	64	48	86	64	52	43	32
	250	0.72	144	108	86	72	54	96	72	58	48	36
	300	0.79	158	118	95	79	59	105	79	63	53	39
	350	0.85	171	128	102	85	64	114	85	68	57	43
TJ60-8003VS (100 MESH)	150	0.84	167	126	100	84	63	112	84	67	56	42
	200	0.97	193	145	116	97	73	129	97	77	64	48
	250	1.08	220	162	130	108	81	144	108	86	72	54
	300	1.18	240	178	142	118	89	158	118	95	79	59
	350	1.28	260	192	153	128	96	171	128	102	85	64
TJ60-8004VS (50 MESH)	150	1.12	220	167	134	112	84	149	112	89	74	56
	200	1.29	260	193	155	129	97	172	129	103	86	64
	250	1.44	290	220	173	144	108	192	144	115	96	72
	300	1.58	320	240	189	158	118	210	158	126	105	79
	350	1.71	340	260	200	171	128	230	171	136	114	85
TJ60-8006VS (50 MESH)	150	1.67	330	250	200	167	126	220	167	134	112	84
	200	1.93	390	290	230	193	145	260	193	155	129	97
	250	2.16	430	320	260	220	162	290	220	173	144	108
	300	2.37	470	360	280	240	178	320	240	189	158	118
	350	2.56	510	380	310	260	192	340	260	200	171	128
TJ60-8008VS (50 MESH)	150	2.29	450	330	270	220	167	300	220	179	149	112
	200	2.58	520	390	310	260	193	340	260	210	172	129
	250	2.88	580	430	350	290	220	380	290	230	192	144
	300	3.16	630	470	380	320	240	420	320	250	210	158
	350	3.41	680	510	410	340	260	450	340	270	230	171

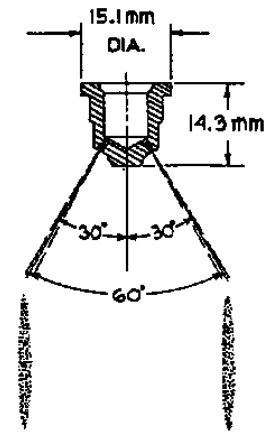
TABULATION IS BASED ON SPRAYING WATER AT TEMPERATURE OF 20°C.



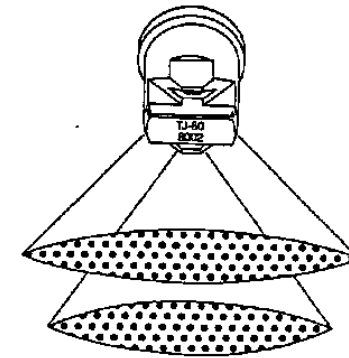
* ADJUST SPRAY HEIGHT IN THE FIELD TO OVERLAP APPROXIMATELY 30% OF EACH EDGE OF PATTERN.

THE PERFORMANCE OF ANY AGRICULTURAL CHEMICAL DEPENDS UPON THE PROPER APPLICATION OF THE CORRECT AMOUNT. BE SURE THAT YOUR EQUIPMENT HAS BEEN PROPERLY CALIBRATED BEFORE SPRAYING.

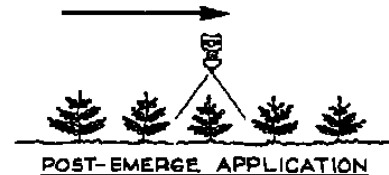
THE TJ60-- TWINJET™ SPRAY TIPS CAN ALSO BE USED WITH ALL TEEJET NOZZLES.



2 FLAT SPRAY PATTERNS

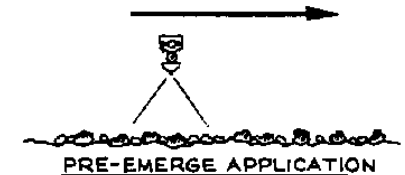


DIRECTION OF TRAVEL



POST-EMERGE APPLICATION

DIRECTION OF TRAVEL



PRE-EMERGE APPLICATION

- PROVIDES FRONT AND REAR SURFACE COVERAGE OF CROP OR WEED WITHOUT SACRIFICING UNIFORMITY.
- IDEAL FOR PROVIDING A PENETRATING, THOROUGH COVERAGE WITH POST-EMERGE HERBICIDES.
- GOOD PRE-EMERGE COVERAGE ON CLODDY FIELDS AND FIELDS COVERED WITH CROP RESIDUE.

DESCRIPTION:

LITERS PER HECTARE
USING QUICK TEEJET NOZZLES
WITH TJ60-80 DEG. TWINJET
VISIFLO SPRAY TIPS
(METRIC)



Spraying Systems Co.®

Spray Nozzles and Accessories
P.O. Box 7900 - Wheaton, IL 60189-7900

Rev. No.

Data Sheet No.

Ref.

20871-1

SHEET OF