

THE #43-11767 HIGH PRESSURE GUNJET CAN  
BE USED AT PRESSURES UP TO 1000 P.S.I.

#11768 SHUT-OFF NEEDLE  
STAINLESS STEEL

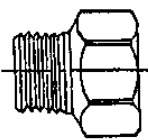
#11771-1/4 ADAPTER  
SUB-ASSEMBLY  
BRASS WITH TEFLON SEAT

1/4MEG---WASHJET NOZZLE  
HARDENED STAINLESS STEEL  
(SEE D.S. 12497)

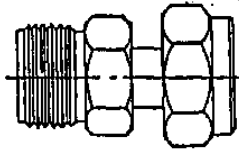
LIQUID INLET  
1/2" N.P.T. (F)

NOTE: WHEN WASHJET NOZZLE IS USED  
WITH THE #43-11767 GUNJET  
OPERATING PRESSURE SHOULD  
NEVER EXCEED 1000 P.S.I.

- INLET ACCESSORY ITEMS -

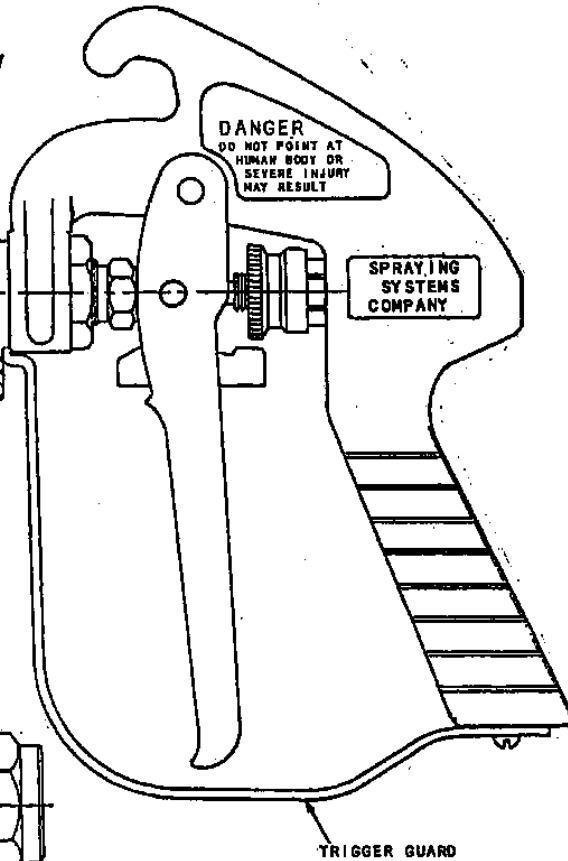


#7029 HOSE ADAPTER  
1/2" N.P.T. (M) TO  
3/4" G.H.T. (F)



#11740 SWIVEL  
3/4" G.H.T. (M) TO  
3/4" G.H.T. (F)

(FOR PRESSURES UP TO 800 PSI)



- HEAVY DUTY SPRAY GUN
- TRIGGER LOCK FOR CONTINUOUS SPRAYING
- TEFLON PACKINGS
- FLOW RATES UP TO 10 G.P.M. AT 1000 P.S.I.

SEE BULLETIN 270 FOR ADDITIONAL HIGH PRESSURE CLEANING ACCESSORIES

**DESCRIPTION:**

NO. 43 - 11767 HIGH PRESSURE  
GUNJET WITH 1/4 MEG ---  
WASHJET NOZZLES



**Spraying Systems Co.**<sup>®</sup>

Spray Nozzles and Accessories  
P.O. Box 7900 - Wheaton, Il. 60189-7900

Rev. No.

Ref.

Data Sheet No.

11799-2

SHEET OF