

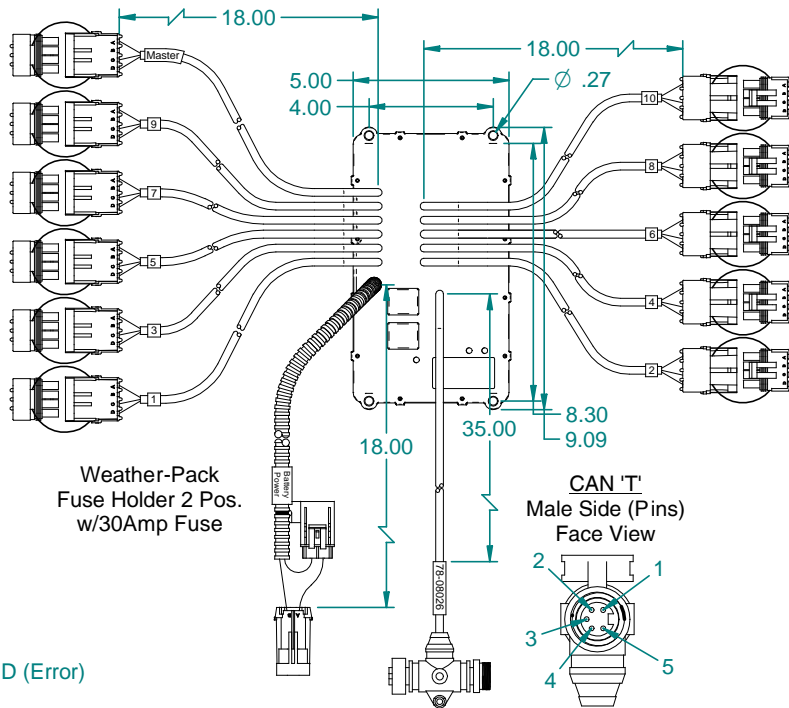
A

Master
Weather-Pack 4 Pos
Shroud w/Dust Cap

Pos	Color	Function
A	Black	Ground
B	n/a	
C	White	Switched Output 3Amp Max (+12v) Switched
D	Red	(+12v) Switched

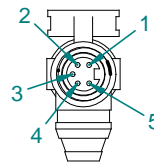
Booms 1-10
Weather-Pack 4 Pos
Shroud w/Dust Cap

Pos	Color	Function
A	Black	Ground
B	n/a	
C	White	(+12v) Switched
D	Red	Constant 12v



Weather-Pack
Fuse Holder 2 Pos.
w/30Amp Fuse

CAN 'T'
Male Side (Pins)
Face View

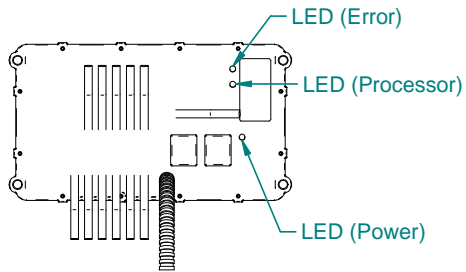


CAN "T"
5 Pos

Position	Color	Function
1	White	CAN Shield
2	Red	CAN (+V) Out
3	Green	CAN Ground
4	Orange	CAN High
5	Black	CAN Low

Bat. Power
Metri-Pack
2 Pos. Shroud

Pos	Color	Function
A	Red	(+12v)
B	Black	Ground



Note: 1.0 All dimensions are displayed in 'Inches',
Unless otherwise specified.

MATERIAL:		n/a			
FINISH:		n/a			
PROJECTION:				SCALE: UNITS: X 1:2 METRIC: X	
UNLESS OTHERWISE SPECIFIED TOLERANCE:				DRAWN BY: <i>Bryan Reeves</i>	
R2 5/24/05 10489				CHECKED BY: <i>Alan Johnson</i>	
R1 3/18/05 UpDated				APPROVED BY: <i>Brian Saterius</i>	
R0 8/19/04 10420				SHEET No: DWG No:	
REV. DATE NOC. No				1 of 1 C-78-08026	
Midwest Technologies IL, LLC. Claims proprietary right in the material disclosed hereon. This document is not to be used in any way detrimental to the interest of Midwest Technologies IL, LLC.					