

A

B

C

D

1

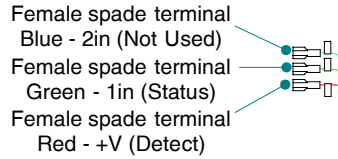
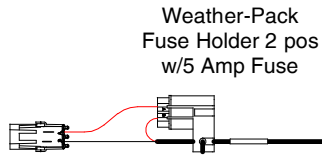
2

3

4

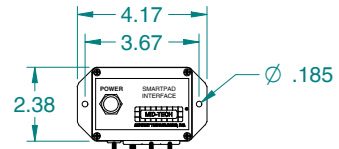
Power Weather-Pack 2 Pos. Shroud

Position	Color	Function
A	Red	(+12v)
B	Black	Ground



Lightbar Deutsch 12 Pos w/Skts

Position	Color	Function
1	n/a	
2	n/a	
3	Black	Ground
4	Orange	(+v) out
5	n/a	
6	n/a	
7	n/a	
8	n/a	
9	White	RS485+
10	Brown	RS485-
11	n/a	
12	n/a	



Smartpad DB-9 Skt

Pos.	Color	Function
1	Brown	Data Carrier Detect
2	Red	Receive Data
3	Orange	Transmit Data
4	Yellow	Data Terminal Ready
5	Green	Signal Ground
6	Blue	Data Set Ready
7	Purple	Request to Send
8	Gray	Clear to Send
9	White	Ring Indicator(+12v)

GPS NMEA Data Conxall 8 Pos w/Skts

Position	Color	Function
1	Black	Ground
2	Red	(+12v) out
3	Green	GPS in (B)
4	Blue	Ground
5	Orange	n/a
6	White	GPS Out (B)
7	Yellow	n/a
8	Brown	n/a

Note: 1.0 All dimensions are displayed in "Inches" Unless otherwise specified.

MATERIAL:		N/A			
FINISH:		N/A			
PROJECTION:		SCALE:	UNITS:	TITLE: Interface, Smartpad II Mid-Tech	
		1:4	INCH: X METRIC: X	DRAWN BY: <i>Rayon Reiser</i>	
UNLESS OTHERWISE SPECIFIED TOLERANCE:				CHECKED BY: <i>Rob Smith</i>	
REV.	DATE	NOC. No.	0-1" +/- .1" 10-60" +/- .1" 3XX 1-5" +/- .25" 60-120" +/- .2" 3XX 5-10" +/- .5" 120" +/- .3" 3XX	APPROVED BY: <i>Scott Kuebler</i>	
				SHEET No:	DWS No:
				1 of 1	C-78-05051

Midwest Technologies IL, LLC. Claims proprietary right in the material disclosed herein. This document is not to be used in any way detrimental to the interest of Midwest Technologies IL, LLC.