

A

B

C

D

1

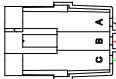
2

3

4

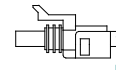
Shroud Weather-Pack  
3 Pos. w/Pins

Pos	Color	Function
A	Black	Ground
B	Red	(+12v)
C	Green	Signal



Tower Weather-Pack  
1 Pos. w/Skt

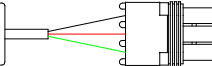
Pos	Color	Function
A	White	(+12v) In



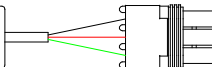
45-10062  
DC: xx/xx



Left Rate Sensor



Right Rate Sensor



Tower Weather-Pack  
3 Pos. w/Skts

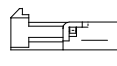
Pos	Color	Function
A	Black	Ground
B	Red	(+12v)
C	Green	Signal

Pos	Color	Function
A	Black	Ground
B	Red	(+12v)
C	Green	Signal

636.00

Shroud Weather-Pack  
1 Pos. w/Skt

Pos	Color	Function
A	White	(+12v) In



Connect to  
Switched +12v  
for Right Boom

180.00

Note: 1.0 All dimensions are displayed in "Inches",  
unless otherwise specified.

MATERIAL:		n/a			
FINISH:		n/a			
PROJECTION:		SCALE: UNITS: X		DRAWN BY: <i>Bryan Reiser</i>	
UNLESS OTHERWISE SPECIFIED TOLERANCE:		1:2 METRIC: X		CHECKED BY: <i>Andy Henderson</i>	
REV. DATE		SHEET No: 10f1		APPROVED BY: <i>Bryan Reiser</i>	
NO. No: 10327		DWG No: C-45-10062			
<p>Midwest Technologies IL, LLC. Claims proprietary right in the material disclosed hereon. This document is not to be used in any way detrimental to the interest of Midwest Technologies IL, LLC.</p>					