

A

B

C

D

**SSM**  
30 Position Metripack

Pos	Color	Function
A1	Red	CAN (+V) Out
A2	Orange	CAN Hi
A3	Black	CAN Low
B1	Green	CAN Ground
B2	White	CAN Shield
B3	Red	GSO (+V) ptc 2
C1	Plug	
C2	Red	IMP Status (+V) ptc 2
C3	Plug	
D1	Plug	
D2	Plug	
D3	Plug	
E1	Plug	
E2	Plug	
E3	Plug	
F1	Plug	
F2	Plug	
F3	Plug	
G1	Black/White	Boom 10
G2	Blue/Black	Boom 9
G3	Orange/Black	Boom 8
H1	Green/Black	Boom 7
H2	Red/Black	Boom 6
H3	White/Black	Boom 5
J1	Blue	Boom 4
J2	Orange	Boom 3
J3	Green	Boom 2
K1	White	Boom 1
K2	Black	IMP Status 12v Active
K3	Black	GSO 12v Active

**Ground Speed Override**  
Weatherpack 2 Position

Position	Color	Function
A	Red	(+V) ptc 2
B	Black	12v Active

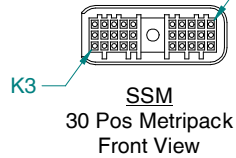
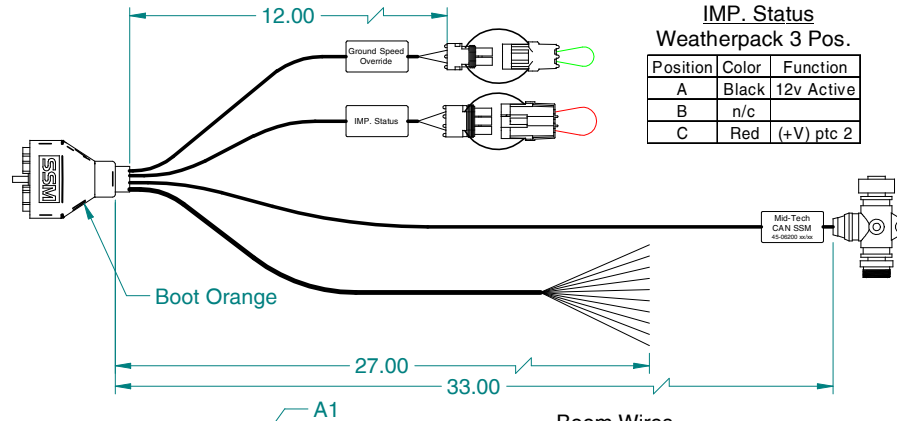
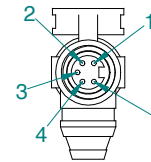
**IMP. Status**  
Weatherpack 3 Pos.

Position	Color	Function
A	Black	12v Active
B	n/c	
C	Red	(+V) ptc 2

**CAN "T"**  
5 Position

Position	Color	Function
1	White	CAN Shield
2	Red	CAN (+V) Out
3	Green	CAN Ground
4	Orange	CAN High
5	Black	CAN Low

**CAN "T"**  
Male Side (Pins)  
Face View



**Boom Wires**  
Booms 1-10

Boom	Color
1	White
2	Green
3	Orange
4	Blue
5	White/Black
6	Red/Black
7	Green/Black
8	Orange/Black
9	Blue/Black
10	Black/White

Note: 1.0 All dimensions are displayed in "Inches" unless otherwise specified.

MATERIAL:		N/A			
FINISH:		N/A			
PROJECTION:		SCALE:	UNITS:	TITLE: Cable, SSM GSO/IS/10 BM	
UNLESS OTHERWISE SPECIFIED TOLERANCE:		1:4	X	DRAWN BY: D. Martin	
0.1" +/- .01"		10:60" +/- .1"	XXX	CHECKED BY: Amy Neuber	
1.5" +/- .25"		90:120" +/- .2"	XXX	APPROVED BY: Scott Leuber	
5:10" +/- .5"		120" +/- .3"	XXX	SHEET No: 1 of 1	
REV.	DATE	NOC. No.	DWS No: C-45-06200		
Midwest Technologies IL, LLC. Claims proprietary right in the material disclosed herein. This document is not to be used in any way detrimental to the interest of Midwest Technologies IL, LLC.					

1

2

3

4