

A

B

C

D

1

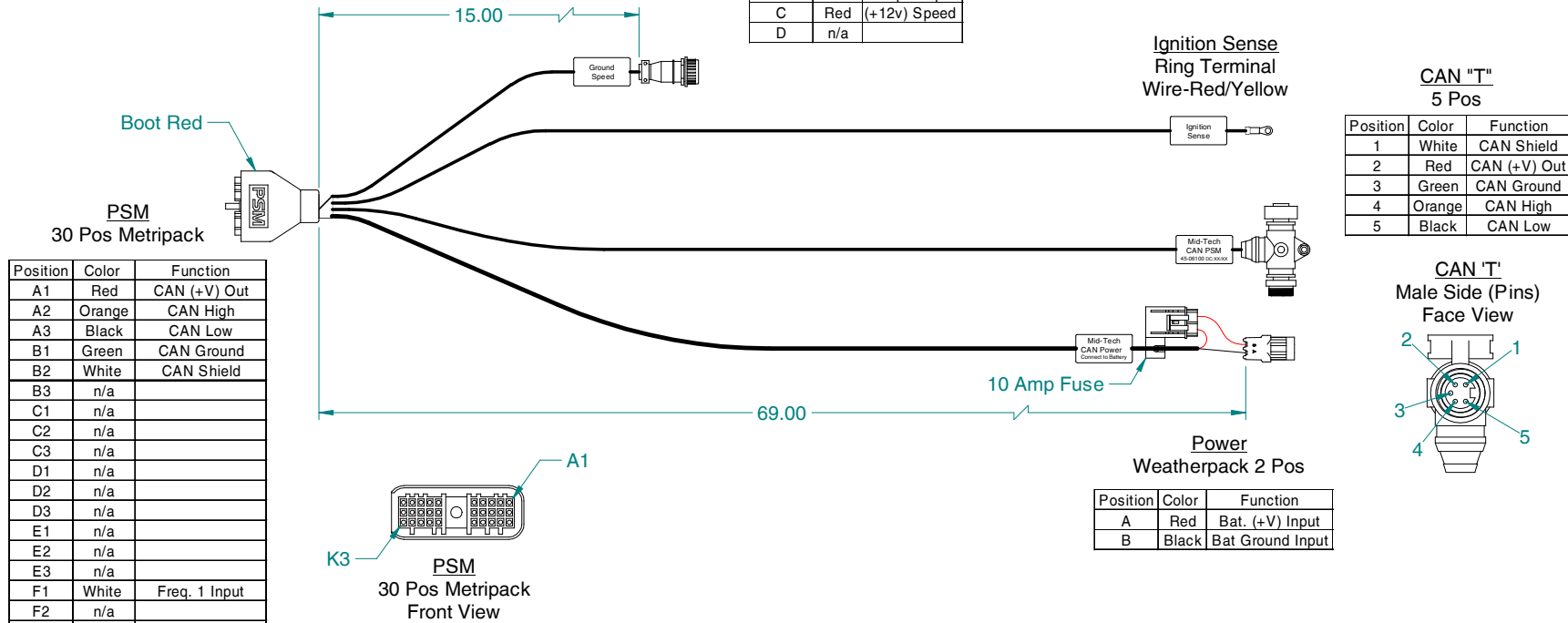
2

3

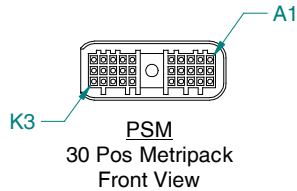
4

**Ground Speed
AMP 4 Socket Connector**

Position	Color	Function
A	Black	Ground
B	White	Freq. 1 Input
C	Red	(+12v) Speed
D	n/a	



Position	Color	Function
A1	Red	CAN (+V) Out
A2	Orange	CAN High
A3	Black	CAN Low
B1	Green	CAN Ground
B2	White	CAN Shield
B3	n/a	
C1	n/a	
C2	n/a	
C3	n/a	
D1	n/a	
D2	n/a	
D3	n/a	
E1	n/a	
E2	n/a	
E3	n/a	
F1	White	Freq. 1 Input
F2	n/a	
F3	n/a	
G1	Red	(+12v) Speed
G2	Black	Ground
G3	n/a	
H1	n/a	
H2	Black	Bat. Ground Input
H3	n/a	
J1	Red/Yel	Ignition
J2	n/a	
J3	n/a	
K1	Red	Bat. (+V) Input
K2	n/a	
K3	n/a	

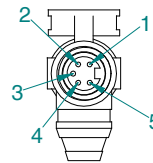


**Ignition Sense
Ring Terminal
Wire-Red/Yellow**

**CAN "T"
5 Pos**

Position	Color	Function
1	White	CAN Shield
2	Red	CAN (+V) Out
3	Green	CAN Ground
4	Orange	CAN High
5	Black	CAN Low

**CAN "T"
Male Side (Pins)
Face View**



**Power
Weatherpack 2 Pos**

Position	Color	Function
A	Red	Bat. (+V) Input
B	Black	Bat Ground Input

Note: 1.0 All dimensions are displayed in "Inches" unless otherwise specified.

MATERIAL:		N/A			
FINISH:		N/A		TITLE: Cable, PSM	
PROJECTION:		SCALE: UNITS: X 1:4 METRIC:		DRAWN BY: Bryan Reiser	
UNLESS OTHERWISE SPECIFIED TOLERANCE:		0-1" +.1-.1" 10-60" +.1-.1" .XX 1-5" +.01-.02" 60-120" +.1-.2" .XX 5-10" +.01-.05" 120" +.1-.3" .XX		CHECKED BY: Amy Neuber	
REV. DATE		NOC. No		APPROVED BY: Scott Leuber	
R0 6/30/03 010171				SHEET No: 1 of 1 DWS No: C-45-06100	
Midwest Technologies IL, LLC. Claims proprietary right in the material disclosed herein. This document is not to be used in any way detrimental to the interest of Midwest Technologies IL, LLC.					