

A

B

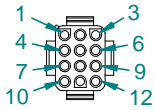
C

D

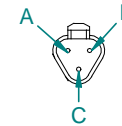
1

Connector 12pos. Plug  
Mate-N-Lock

Pos.	Color	Function
1	n/a	
2	Wht/Red	Flow Signal
3	n/a	
4	n/a	
5	White	Signal
6	n/a	
7	n/a	
8	n/a	
9	Brown	(+V)
10	Green	Ground
11	n/a	
12	n/a	

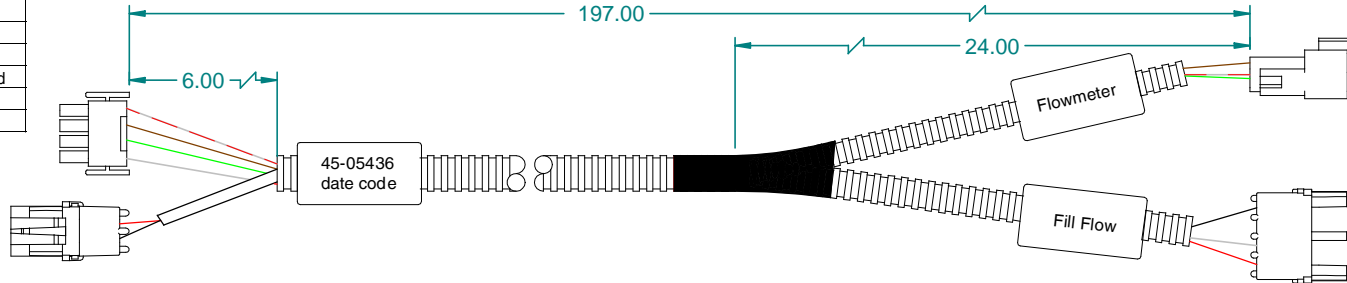


2



Receptacle Deutsch  
3 pos. w/pins

Pos	Color	Function
A	Brown	(+V)
B	Wht/Red	Flow Signal
C	Green	Ground



Weather-Pack Shroud  
4 pos w/pins

Pos	Color	Function
A	Black	Ground
B	n/a	
C	White	Signal
D	Red	(+12v)

Weather-Pack Shroud  
2 pos w/pins

Pos	Color	Function
A	Red	(+12v)
B	Black	Ground

3

4

MATERIAL:		N/A		
FINISH:		N/A		
PROJECTION:		SCALE:	UNITS:	TITLE: Cable, Fill FLOW 70 Series DRAWN BY: Bryan Peters CHECKED BY: Amy Redburn APPROVED BY: Scott Leander
UNLESS OTHERWISE SPECIFIED TOLERANCE:		INCH:	METRIC:	
R1	5/23/05	UpDated	0-1" +/- .1"	SHEET No: 1 of 1 DWG No: C-45-05436
RD	3/22/05	10484	10-60" +/- .1"	
REV.	DATE	DOC. No	1-5" +/- .25"	
			5-10" +/- .5"	
Midwest Technologies IL, LLC. Claims proprietary right in the material disclosed hereon. This document is not to be used in any way detrimental to the interest of Midwest Technologies IL, LLC.				