

A

B

C

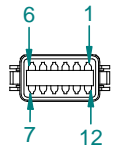
D

1

2

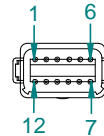
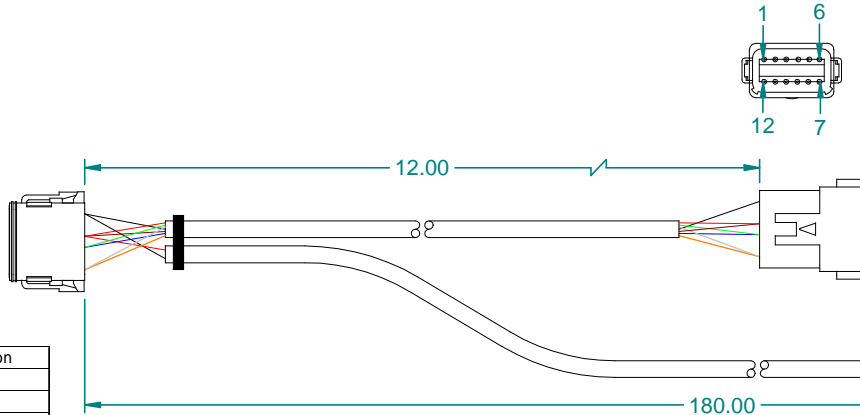
3

4



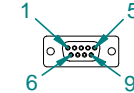
Deutsch 12 Pos.  
Plug w/Skts

Pos	Color	Function
1	n/a	
2	n/a	
3	Red (18/7)+Red(18/2)	Transmit Data
4	Green	John Dear Pass-through
5	n/a	
6	White	John Dear Pass-through
7	Blk(18/7)+Blk(18/2)	Ground
8	n/a	
9	Brown	John Dear Pass-through
10	Blue	Receive Data
11	n/a	
12	Orange	John Dear Pass-through



Deutsch 12 Pos  
Receptacle w/Pins

Pos	Color	Function
1	n/a	
2	n/a	
3	Red (18/7)+Red(18/2)	Transmit Data
4	Green	John Dear Pass-through
5	n/a	
6	White	John Dear Pass-through
7	Blk(18/7)+Blk(18/2)	Ground
8	n/a	
9	Brown	John Dear Pass-through
10	Blue	Receive Data
11	n/a	
12	Orange	John Dear Pass-through



DB-9 Female  
w/Skts

Pos.	Color	Function
1	n/a	
2	Red	Transmit Data
3	n/a	
4	n/a	
5	Black	Ground
6	n/a	
7	n/a	
8	n/a	
9	n/a	

MATERIAL: n/a					
FINISH: n/a					
PROJECTION:			SCALE: UNITS: X METRIC: 1:2		
UNLESS OTHERWISE SPECIFIED TOLERANCE:			DRAWN BY: <i>Bryan Reiser</i>		
R0 3/17/05 10474			CHECKED BY: <i>Steve Leander</i>		
REV. DATE DOC. No			APPROVED BY: <i>Steve Leander</i>		
0-1" +/- .1"			10-60" +/- .1" XX XX		
1-5" +/- .25"			60-120" +/- .2" XX		
5-10" +/- .5"			120" +/- .3" XX		
			SHEET No: 1 of 1		
			DWG No: C-45-05397		
Midwest Technologies IL, LLC. Claims proprietary right in the material disclosed hereon. This document is not to be used in any way detrimental to the interest of Midwest Technologies IL, LLC.					