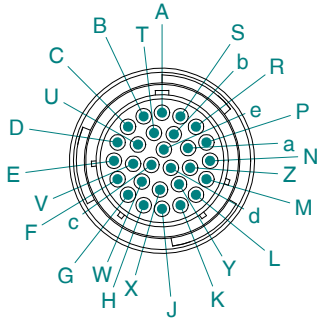


A

Pos.	Color	Function
A	Blue	(+12v) Boom Master
B	White	Boom 1
C	Brown	Boom 2
D	Green	Boom 3
E	Yellow	Boom 4
F	Grey	Boom 5
G	n/a	
H	n/a	
J	n/a	
L	n/a	
M	n/a	
N	Wht/Blk	Fill Flowmeter
P	Yel/Red	Fill Vlv. Dual Bm
R	Wht/Red	Flowmeter
S	White	18/2 Press. Sens.
T	Wht/Gm	Speed Sens.
U	n/a	
V	Brown	(+V)
W	n/a	
X	n/a	
Y	n/a	
Z	n/a	
a	White	Reg. +
b	Brown	Reg. -
c	Brown	Master
d	Green	Ground
e	Red	Power In



B

Spade Terminals
Male 14ga

Color	Function
Red	(+V)
Green	Ground

Booms
Spade Terminals
Female 18ga

Boom	Color
1	White
2	Brown
3	Green
4	Yellow
5	Grey

C

Pos	Color	Function
A	Brown	(+V)
B	Wht/Blk	Signal
C	Green	Ground

D

Fill/Flow
3 Pos. Deutsch Pin (Blk)

Fill Valve/Dual Boom
Weatherpack 3 Pos. Shoud

Pos	Color	Function
A	Brown	(+V)
B	Yel/Red	Signal
C	Green	Ground

Flow-Meter
3 Pos. Deutsch Pin

Pos	Color	Function
A	Brown	(+V)
B	Wht/Red	Signal
C	Green	Ground

Pressure
GDM Sensor

Pos	Color	Function
1	Black	(+V)
2	White	Press.
3	n/a	
Gnd	n/a	

Speed
3 Pos. Deutsch Skt.

Pos	Color	Function
A	Brown	(+V)
B	Wht/Gm	Signal
C	Green	Ground

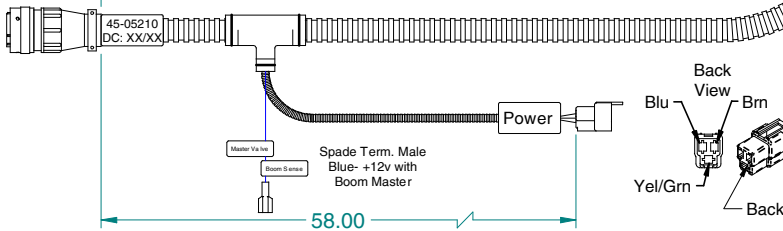
Reg. Valve
AMP Mate 'n' Lock

Pos	Color	Function	To Inc Flow
1	White	Reg. +	(+12v)
2	Brown	Reg.-	Gnd

Power
3 Pos. Male Housing
Series 56 Packard

Color	Function
Blue	Constant (+12v)
Yel/Gm	Console/Boom Valves
Brown	Switched (+12v) Remote

MATERIAL:	N/A	
FINISH:	N/A	
PROJECTION:		TITLE: Cable, Direct Console
SCALE: 1:4 UNITS: INCH / METRIC		DRAWN BY: <i>L.D. Martin</i>
UNLESS OTHERWISE SPECIFIED TOLERANCE: 0-1" ± .1" 10-60" ± .1" .XX .50 1-5" ± .25" 60-120" ± .2" .XX .50 5-10" ± .5" 120" ± .3" .XX .50		CHECKED BY: <i>Steve Leander</i>
R4 10/27/05 UpDated R3 9/26/05 UpDated R2 2/11/03 010106 R1 8/24/01 01152-1 R0 3/9/01 01045-1 REV. DATE NOC. No		APPROVED BY: SHEET No: 1 of 1 DWG No: C-45-05210
Midwest Technologies IL, LLC. Claims proprietary right in the material disclosed hereon. This document is not to be used in any way detrimental to the interest of Midwest Technologies IL, LLC.		



1

2

3

4

A

B

C

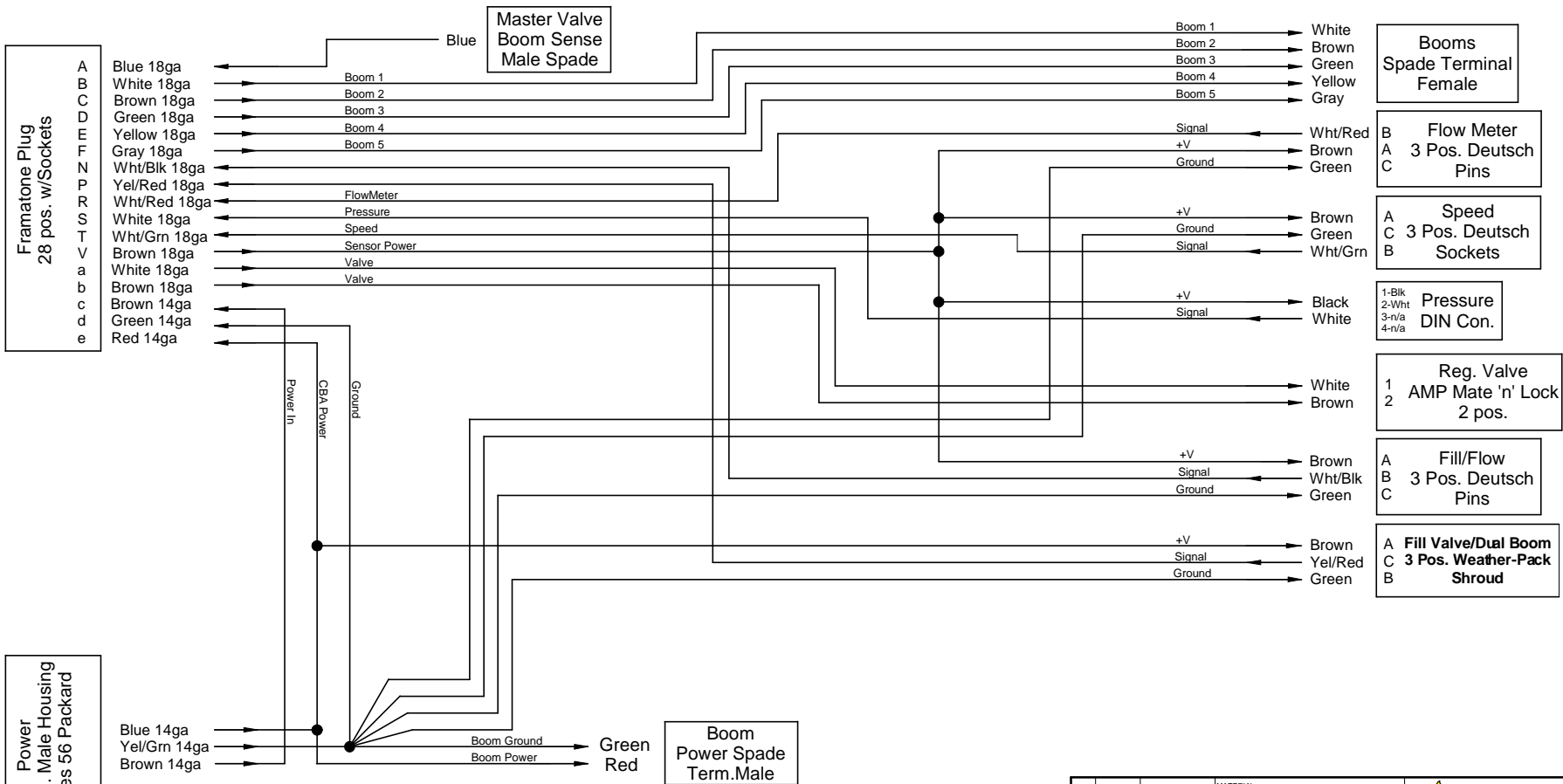
D

1

2

3

4



MATERIAL:		N/A			
FINISH:		N/A		TITLE: Cable, Direct Console	
R4	10/27/05	UpDated	PROJECTION:	SCALE: 1:4	UNITS: X
R3	9/26/05	UpDated	INCH:		
R2	2/11/03	010106	METRIC:		
R1	8/24/01	01152-1	UNLESS OTHERWISE SPECIFIED TOLERANCE:		
R0	3/9/01	01045-1	0.1* +/- .1*	10-60* +/- .1*	XXX .002
REV.	DATE	DOC. No	1.5* +/- .25*	90-120* +/- .2*	XXX .005
			5-10* +/- .5*	120* +/- .3*	XXX .010
			APPROVED BY: <i>Scott Leathers</i>		
			SHEET No: 1 of 1		
			DWG No: C-45-05210		
Midwest Technologies IL, LLC. Claims proprietary right in the material disclosed herein. This document is not to be used in any way detrimental to the interest of Midwest Technologies IL, LLC.					